

## Evaluation Report

Report No.....: SHES220801598172 Issue date ..... : 2022-12-09

Applicant.....: CHOUCHOU

Manufacturer.....:

Factory.....: Same as applicant

Laboratory.....: SGS-CSTC Standards Technical Services (Shanghai) Co., Ltd.  
588 West Jindu Road, Xinqiao, Songjiang, 201612 Shanghai, China

Product Description.....:

Model No.....: THE MORPHO

Trade Mark.....: CHOUCHOU



Date of Sample Received: 2022-09-16 No. of samples: 30

Date of Test .....: 2022-09-16 to 2022-12-09

Test Standard .....: Performance test as applicant's requirement

Test Result .....: See the following pages.

Remark /Note .....:

1. Test data in this report is only responsible for submitted test samples.
2. The report shall not be reproduced except in full, without approval of the laboratory.
3. The test report shall only be used for client scientific research, teaching, internal quality control, product research and development, etc... and just for client internal reference.
4. The above information and samples are provided and confirmed by the customer, and SGS is not responsible for confirming the accuracy, appropriateness and/or completeness of the information provided by the customer.
5. This report was based on SHES220801598171 and is English version of test report SHES220801598171.

Prepared By:

Approved by:

Lily Xiong

David Sun



Unless otherwise agreed in writing, this document is issued by the Company subject to its General Conditions of Service printed overleaf, available on request or accessible at <https://www.sgs.com/en/Terms-and-Conditions>. Attention is drawn to the limitation of liability, indemnification and jurisdiction issues defined therein. Any holder of this document is advised that information contained hereon reflects the Company's findings at the time of its intervention only and within the limits of Client's instructions, if any. The Company's sole responsibility is to its Client and this document does not exonerate parties to a transaction from exercising all their rights and obligations under the transaction documents. This document cannot be reproduced except in full, without prior written approval of the Company. Any unauthorized alteration, forgery or falsification of the content or appearance of this document is unlawful and offenders may be prosecuted to the fullest extent of the law. Unless otherwise stated the results shown in this test report refer only to the sample(s) tested and such sample(s) are retained for 30 days only.

Attention: To check the authenticity of testing /inspection report & certificate, please contact us at telephone: (86-755) 8307 1443, or email: [CN.Doccheck@sgs.com](mailto:CN.Doccheck@sgs.com)

NO.588 West Jindu Road, Songjiang District, Shanghai, China 201612 t (86-21) 61915666 f (86-21) 61915678 [www.sgsgroup.com.cn](http://www.sgsgroup.com.cn)  
中国·上海·松江区金都西路588号 邮编: 201612 t (86-21) 61915666 f (86-21) 61915678 [sgs.china@sgs.com](mailto:sgs.china@sgs.com)

## Contents

1.	Summary	3
2.	Test parameter	12
2.1.	Image capture	12
2.2.	Skin surface analysis	12
2.3.	Skin thickness and density	12
2.4.	Skin hydration	12
2.5.	Skin transepidermal water loss	12
2.6.	Skin elasticity	12
2.7.	Skin firmness	12
2.8.	Expert evaluation	12
2.9.	Subject self-assessment	13
3.	Inclusion and Exclusion Criteria	13
3.1.	Inclusion criteria	13
3.2.	Exclusion criteria	13
4.	Test Result	15
4.1.	Skin glossiness (VISIA-CR) (Cheek)	15
4.2.	Skin wrinkles (Primos CR) (Crow's feet)	17
4.3.	Skin wrinkles (Primos CR) (Nasolabial fold)	25
4.4.	Skin wrinkles (Primos CR) (Forehead)	33
4.5.	Volume of eye bags (Primos CR) (Under eye)	41
4.6.	Skin surface analysis (Visioscan® VC20plus) (Cheek)	43
4.7.	Skin thickness and density (Dermalab® Ultrasound) (Cheek)	49
4.8.	Skin hydration (Corneometer® CM825) (Cheek)	52
4.9.	Skin transepidermal water loss (Tewameter® TM Hex) (Cheek)	54
4.10.	Skin elasticity (Cutometer® dual MPA580) (Cheek)	56
4.11.	Skin firmness (Cutometer® dual MPA580) (Cheek)	61
4.12.	Expert evaluation	63
4.13.	Subject self-assessment	64
5.	Protocol deviation and revision	66
6.	Adverse events	66
7.	Sample photos:	66
8.	Appendix I: Subject Information	67
9.	Appendix II: Image capture of part of subjects	68



Unless otherwise agreed in writing, this document is issued by the Company subject to its General Conditions of Service printed overleaf, available on request or accessible at <https://www.sgs.com/en/Terms-and-Conditions>. Attention is drawn to the limitation of liability, indemnification and jurisdiction issues defined therein. Any holder of this document is advised that information contained hereon reflects the Company's findings at the time of its intervention only and within the limits of Client's instructions, if any. The Company's sole responsibility is to its Client and this document does not exonerate parties to a transaction from exercising all their rights and obligations under the transaction documents. This document cannot be reproduced except in full, without prior written approval of the Company. Any unauthorized alteration, forgery or falsification of the content or appearance of this document is unlawful and offenders may be prosecuted to the fullest extent of the law. Unless otherwise stated the results shown in this test report refer only to the sample(s) tested and such sample(s) are retained for 30 days only.

Attention: To check the authenticity of testing / inspection report & certificate, please contact us at telephone: (86-755) 8307 1443, or email: [CN.Doccheck@sgs.com](mailto:CN.Doccheck@sgs.com)

NO.588 West Jindu Road, Songjiang District, Shanghai, China 201612 t (86-21) 61915666 f (86-21) 61915678 [www.sgsgroup.com.cn](http://www.sgsgroup.com.cn)  
中国·上海·松江区金都西路588号 邮编: 201612 t (86-21) 61915666 f (86-21) 61915678 [sgs.china@sgs.com](mailto:sgs.china@sgs.com)

## 1. Summary

Test Product.....: CHOUOHC THE MORPHO

Auxiliary product.....: Essence liquid, gel

Test Objective: .....: This single-center clinical trial is being conducted to assess the improving skin texture, improving skin radiance, improving eye bags, firmness, elasticity, anti-wrinkles, plump skin, improving skin hydration, improving skin barrier function, improving skin tone evenness efficacy of the Sponsor's test sample when used over the course of 28 days by adults.

Test Method.....: Agreement scheme

Subjects.....: Total completed 30 Chinese healthy females aged from 30 to 55 years old, average age 41.00±6.30 and all meet the inclusion and exclusion criteria.

Test Position.....: Face

Usage Method.....: 6 daily treatments [RE] and 1 weekly treatment [RM] per week, 5 minutes per treatment.


Daily and weekly treatments need to be staggered.

D0 subjects can use the daily treatment [RE] mode in the lab site for 5 minutes for half of the face and 10 minutes for the whole face (focusing on jawline, lines, and eye area).

The use of gears starts from 2 and is self-adjusting according to tolerance.


*\*Stop promptly if you feel discomfort during use.*

*You may continue to use it during physiological periods, but avoid areas with sensitive skin or acne.*



**Moming / Pre-makeup Daily Care**

1. After cleansing your face with clear water in the morning, use dry hands to pat the Silver-cap Pre-Care Serum onto your dry face to awaken your skin and open the pathway.
2. Press the Leave-on Gel twice and drop onto the treatment lead.
3. Turn on RE mode for 5 minutes on the whole face.
4. Wipe the residual essence not absorbed by the skin with a wet cotton towel and apply moisturizer/cream.



**Moming / Pre-makeup Weekly Care**

1. After cleansing your face with clear water in the morning, use dry hands to pat the Silver-cap Pre-Care Serum onto your dry face to awaken your skin and open the pathway.
2. Press the Gold-cap Recovery Essence twice and drop onto the treatment lead.
3. Turn on RM mode for 5 minutes on the whole face.
4. Wipe the residual essence not absorbed by the skin with a wet cotton towel and apply moisturizer/cream.



Unless otherwise agreed in writing, this document is issued by the Company subject to its General Conditions of Service printed overleaf, available on request or accessible at <https://www.sgs.com/en/Terms-and-Conditions>. Attention is drawn to the limitation of liability, indemnification and jurisdiction issues defined therein. Any holder of this document is advised that information contained hereon reflects the Company's findings at the time of its intervention only and within the limits of Client's instructions, if any. The Company's sole responsibility is to its Client and this document does not exonerate parties to a transaction from exercising all their rights and obligations under the transaction documents. This document cannot be reproduced except in full, without prior written approval of the Company. Any unauthorized alteration, forgery or falsification of the content or appearance of this document is unlawful and offenders may be prosecuted to the fullest extent of the law. Unless otherwise stated the results shown in this test report refer only to the sample(s) tested and such sample(s) are retained for 30 days only.

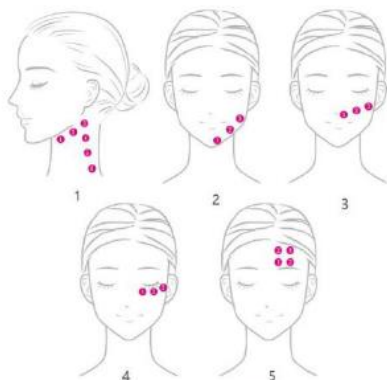
Attention: To check the authenticity of testing / inspection report & certificate, please contact us at telephone: (86-755) 8307 1443, or email: [CN.Doccheck@sgs.com](mailto:CN.Doccheck@sgs.com)

NO.588 West Jindu Road, Songjiang District, Shanghai, China 201612 t (86-21) 61915666 f (86-21) 61915678 www.sgs.com.cn  
中国·上海·松江区金都西路588号 邮编: 201612 t (86-21) 61915666 f (86-21) 61915678 sgs.china@sgs.com



## Morning Daily Care

Be sure to remove metal jewelry (glasses and contact lenses, earrings, necklaces, watches, rings, etc.) when using



Point and press type, about 3s per part

## RE Mode Day Care

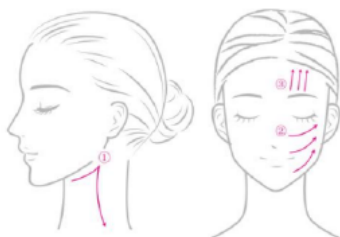
RF+EMS daily treatment: 5 minutes for the whole face

1. After cleansing, evenly apply Shiny Butterfly Silver-cap Import Solution on the face.
  2. Press two pumps of gel to apply on the treatment head of the device.
  3. As shown in the picture, please apply the device to each part of the skin in turn, for about 3 seconds each time.
- ★ Perform each of the 5 steps 2~3 times.
- ※ If you feel that the gel becomes dry during the treatment, please apply additional gel.
- ※ The treatment procedure shown in X is the recommended treatment procedure.
4. After the treatment, wipe the residual essence not absorbed by the skin with a wet cotton towel and apply moisturizer/cream.



## Morning Weekly Care

Be sure to remove metal jewelry (glasses and contact lenses, earrings, necklaces, watches, rings, etc.) when using



## RM Model Weekly Care

RF+M/U special treatment 1 time per week: 5 minutes

1. After cleansing, evenly apply the Shiny Butterfly Silver-cap Introductory Solution on the face.
  2. Apply the Shiny Butterfly Gold-cap Beauty Solution to the treatment head of the device.
- ① Slide from the chin along the contour of the face to the back of the ear, and then slide down through the subauricular gland to the shoulder.
  - ② Slide from the tip of the chin along the contour of the face to the temples, then from the nasal area to the temples, and finally from the inner corner of the eyes along the eyes to the temples.
  - ③ Lift from the eyebrows toward the hairline area, sliding from the bottom up.
- ★ Perform steps ① to ③ 2~3 times each.
- ★ Please keep pushing slowly and avoid staying on the same area for more than 3 seconds.
- ※ If you feel that the beauty solution becomes dry during the treatment, please apply it additionally.
3. After the treatment, wipe the residual essence not absorbed by the skin with a wet cotton towel and apply moisturizer/cream.



Application Period.....: 28 days

Test Period.....: Baseline (D0), 5 mins after application (D0Timm), 14 days after application (D14), 28 days after application (D28)

- Test Parameters.....:
1. Measurement of the skin hydration with Corneometer® CM825
  2. Measurement of skin trans epidermal water loss with Tewameter® TM HEX
  3. Measurement of skin elasticity and skin firmness with Cutometer® dual MPA580
  4. Take image capture and analysis by VISIA-CR
  5. Take image capture and analysis skin wrinkles and eye bags with Primos CR
  6. Take image capture and analysis skin surface by Visioscan® VC20plus
  7. Take image capture and analysis by Dermalab® Ultrasound
  8. Expert evaluation
  9. Self-assessment



Unless otherwise agreed in writing, this document is issued by the Company subject to its General Conditions of Service printed overleaf, available on request or accessible at <https://www.sgs.com/en/Terms-and-Conditions>. Attention is drawn to the limitation of liability, indemnification and jurisdiction issues defined therein. Any holder of this document is advised that information contained hereon reflects the Company's findings at the time of its intervention only and within the limits of Client's instructions, if any. The Company's sole responsibility is to its Client and this document does not exonerate parties to a transaction from exercising all their rights and obligations under the transaction documents. This document cannot be reproduced except in full, without prior written approval of the Company. Any unauthorized alteration, forgery or falsification of the content or appearance of this document is unlawful and offenders may be prosecuted to the fullest extent of the law. Unless otherwise stated the results shown in this test report refer only to the sample(s) tested and such sample(s) are retained for 30 days only.

Attention: To check the authenticity of testing / inspection report & certificate, please contact us at telephone: (86-755) 8307 1443, or email: [CN.Doccheck@sgs.com](mailto:CN.Doccheck@sgs.com)

NO.588 West Jindu Road, Songjiang District, Shanghai, China 201612 t (86-21) 61915666 f (86-21) 61915678 www.sgsgroup.com.cn  
中国·上海·松江区金都西路588号 邮编: 201612 t (86-21) 61915666 f (86-21) 61915678 sgs.china@sgs.com

## Study Design.....:

**Before the test**

The clinic technician should screen qualified subjects who meet the inclusion criteria according to the test requirements.

**Baseline (D0)**

After the subjects arrive at SGS, they use facial cleanser provided by the clinic to clean the face, dry the skin with a lint free dry paper tissue, and sit quietly for 30 minutes in the clinic at a temperature of  $21\pm 2^{\circ}\text{C}$  and  $50\pm 10\%$  RH.

The expert conducts the assessment.

The clinic technician conducts the Corneometer measurements and Tewameter measurements.

The clinic technician captures facial VISIA-CR images, Primos CR images, Visioscan® VC20plus images and Dermalab® Ultrasound images and conducts the Cutometer measurement for qualified subjects.

The clinic technician explains the product usage instructions to the subjects and distributes the test samples. The subjects use the test samples in the clinic under the supervision of the clinic technician. If there are adverse reactions, they need to fill in the use log in time.

**5 mins after application (D0Timm)**

Subjects wait in the clinic at a temperature of  $21\pm 2^{\circ}\text{C}$  and  $50\pm 10\%$  RH.

The expert conducts the assessment.

The clinic technician captures facial VISIA-CR images and conducts the Cutometer measurement for qualified subjects.

Subjects leave SGS.

**14 days after application (D14)**

After the subjects arrive at SGS, they use facial cleanser provided by the clinic to clean the face, dry the skin with a lint free dry paper tissue, and sit quietly for 30 minutes in the clinic at a temperature of  $21\pm 2^{\circ}\text{C}$  and  $50\pm 10\%$  RH.

The subjects fill in the self-assessment questionnaire (D14).

The clinic technician weighs the test samples and checks the product usage log.

The expert conducts the assessment.

The clinic technician captures facial VISIA-CR images, Primos CR images, Visioscan® VC20plus images and Dermalab® Ultrasound images and conducts the Corneometer measurement, Tewameter measurement, Cutometer measurement.

Subjects leave SGS.

**28 days after application (D28)**

After the subjects arrive at SGS, they use facial cleanser provided by the clinic to clean the face, dry the skin with a lint free dry paper tissue, and sit quietly for 30 minutes in the clinic at a temperature of  $21\pm 10^{\circ}\text{C}$  and  $50\pm 10\%$  RH.

The subjects fill in the self-assessment questionnaire (D28).

The clinic technician weighs the test samples and checks the product usage log.

The expert conducts the assessment.

The clinic technician captures facial VISIA-CR images, Primos CR images, Visioscan® VC20plus images and Dermalab® Ultrasound images and conducts



Unless otherwise agreed in writing, this document is issued by the Company subject to its General Conditions of Service printed overleaf, available on request or accessible at <https://www.sgs.com/en/Terms-and-Conditions>. Attention is drawn to the limitation of liability, indemnification and jurisdiction issues defined therein. Any holder of this document is advised that information contained hereon reflects the Company's findings at the time of its intervention only and within the limits of Client's instructions, if any. The Company's sole responsibility is to its Client and this document does not exonerate parties to a transaction from exercising all their rights and obligations under the transaction documents. This document cannot be reproduced except in full, without prior written approval of the Company. Any unauthorized alteration, forgery or falsification of the content or appearance of this document is unlawful and offenders may be prosecuted to the fullest extent of the law. Unless otherwise stated the results shown in this test report refer only to the sample(s) tested and such sample(s) are retained for 30 days only.

Attention: To check the authenticity of testing / inspection report & certificate, please contact us at telephone: (86-755) 8307 1443, or email: [CN.Doccheck@sgs.com](mailto:CN.Doccheck@sgs.com)

NO.588 West Jindu Road, Songjiang District, Shanghai, China 201612 t (86-21) 61915666 f (86-21) 61915678 [www.sgsgroup.com.cn](http://www.sgsgroup.com.cn)  
中国·上海·松江区金都西路588号 邮编: 201612 t (86-21) 61915666 f (86-21) 61915678 [sgs.china@sgs.com](mailto:sgs.china@sgs.com)

the Corneometer measurement, Tewameter measurement, Cutometer measurement.

Subjects leave SGS.

Statistical Analysis.....: SPSS 28.0 is used for data statistics

The test data is tested for normal distribution. If the test data is normally distributed, the paired T test method is used for statistical analysis; if the test data is non-normal distribution, the Wilcoxon signed-rank test method is used for statistical analysis; The rank data is statistically analyzed by the rank sum test. Statistical methods significance level  $p < 0.05$ .

Analyze whether there is a significant difference in the values of each test parameter of the test sample compare with Baseline at D0Timm, D14 and D28, and issue reports.

#### Statistical Analysis Plan

Test items	Compare with Baseline	Notes/Interpretation
VISIA-CR&IPP analysis parameters: Gloss parameter: L* value	Wilcoxon signed rank test or paired t test	An increase value indicates an improvement.
Visioscan® VC20plus analysis parameters: Skin smoothness (SEsm value) Skin scale index (SEsc value) Skin wrinkles (SEw value)	Wilcoxon signed rank test or paired t test	A decreased value indicates an improvement.
Visioscan® VC20plus analysis parameters: Skin roughness (SEr value)	Wilcoxon signed rank test or paired t test	An increase value indicates an improvement.
Primos CR analysis parameters: number, volume, area, length and depth of wrinkles	Wilcoxon signed rank test or paired t test	A decreased value indicates an improvement.
Primos CR analysis parameters: volume of eye bags	Wilcoxon signed rank test or paired t test	A decreased value indicates an improvement.
Cutometer elasticity measurement R2, R5, R7 value	Wilcoxon signed rank test or paired t test	An increase value indicates an improvement.
Cutometer firmness measurement F4 value	Wilcoxon signed rank test or paired t test	A decreased value indicates an improvement.
Dermalab® Ultrasound analysis parameters: Skin thickness and density	Wilcoxon signed rank test or paired t test	An increase value indicates an improvement.
Corneometer Measurement	Wilcoxon signed rank test or paired t test	An increase value indicates an improvement.
Tewameter Measurement	Wilcoxon signed rank test or paired t test	A decreased value indicates an improvement.
Expert evaluation: wrinkles (forehead area, nasolabial fold area, crow's feet area, neck area), eye bags, skin tone evenness, skin smoothness, skin radiance, skin elasticity (tactile), sagging appearance (visual) (cheek, jawline)	Wilcoxon signed rank	A decreased value indicates an improvement.
Self-assessment	/	Satisfaction is calculated as the percentage of people with >3 score to the total number of people.



Unless otherwise agreed in writing, this document is issued by the Company subject to its General Conditions of Service printed overleaf, available on request or accessible at <https://www.sgs.com/en/Terms-and-Conditions>. Attention is drawn to the limitation of liability, indemnification and jurisdiction issues defined therein. Any holder of this document is advised that information contained hereon reflects the Company's findings at the time of its intervention only and within the limits of Client's instructions, if any. The Company's sole responsibility is to its Client and this document does not exonerate parties to a transaction from exercising all their rights and obligations under the transaction documents. This document cannot be reproduced except in full, without prior written approval of the Company. Any unauthorized alteration, forgery or falsification of the content or appearance of this document is unlawful and offenders may be prosecuted to the fullest extent of the law. Unless otherwise stated the results shown in this test report refer only to the sample(s) tested and such sample(s) are retained for 30 days only.

Attention: To check the authenticity of testing / inspection report & certificate, please contact us at telephone: (86-755) 8307 1443, or email: [CN.Doccheck@sgs.com](mailto:CN.Doccheck@sgs.com)

NO.588 West Jindu Road, Songjiang District, Shanghai, China 201612 t (86-21) 61915666 f (86-21) 61915678 [www.sgs.com](http://www.sgs.com)  
中国·上海·松江区金都西路588号 邮编: 201612 t (86-21) 61915666 f (86-21) 61915678 [sgs.china@sgs.com](mailto:sgs.china@sgs.com)



## Test Results

### 1) Equipment measurement

Parameter (Equipment) (Site)	Time Point	Rate of change	Significant difference compared with D0	Improved subjects (improved subjects %)	Description of parameters
Skin gloss (VISIA-CR) (Cheek)	D0Timm	8.49%	Non-significantly	19 (63%)	The larger the analysis value, the better the skin gloss.
	D14	11.19%	<b>Significantly</b>	24 (80%)	
	D28	15.15%	<b>Significantly</b>	21 (70%)	
Average depth of wrinkles (Primos CR) (Crow's feet)	D14	-6.07%	<b>Significantly</b>	18 (60%)	The smaller the analysis value, the skin wrinkles had improvement.
	D28	-9.46%	<b>Significantly</b>	25 (83%)	
Number of wrinkles (Primos CR) (Crow's feet)	D14	-19.49%	<b>Significantly</b>	15 (50%)	The smaller the analysis value, the skin wrinkles had improvement.
	D28	-27.12%	<b>Significantly</b>	16 (53%)	
Volume of wrinkles (Primos CR) (Crow's feet)	D14	-22.69%	<b>Significantly</b>	25 (83%)	The smaller the analysis value, the skin wrinkles had improvement.
	D28	-33.30%	<b>Significantly</b>	28 (93%)	
Area of wrinkles (Primos CR) (Crow's feet)	D14	-20.93%	<b>Significantly</b>	26 (87%)	The smaller the analysis value, the skin wrinkles had improvement.
	D28	-28.62%	<b>Significantly</b>	25 (83%)	
Length of wrinkles (Primos CR) (Crow's feet)	D14	-22.12%	<b>Significantly</b>	26 (87%)	The smaller the analysis value, the skin wrinkles had improvement.
	D28	-32.14%	<b>Significantly</b>	27 (90%)	
Average depth of wrinkles (Primos CR) (Nasolabial fold)	D14	-3.48%	<b>Significantly</b>	20 (67%)	The smaller the analysis value, the skin wrinkles had improvement.
	D28	-3.44%	<b>Significantly</b>	18 (60%)	
Number of wrinkles (Primos CR) (Nasolabial fold)	D14	0.00%	Non-significantly	0 (0%)	The smaller the analysis value, the skin wrinkles had improvement.
	D28	0.00%	Non-significantly	0 (0%)	
Volume of wrinkles (Primos CR) (Nasolabial fold)	D14	-6.63%	<b>Significantly</b>	20 (67%)	The smaller the analysis value, the skin wrinkles had improvement.
	D28	-7.62%	<b>Significantly</b>	20 (67%)	
Area of wrinkles (Primos CR) (Nasolabial fold)	D14	-2.93%	Non-significantly	19 (63%)	The smaller the analysis value, the skin wrinkles had improvement.
	D28	-4.63%	<b>Significantly</b>	20 (67%)	
Length of wrinkles (Primos CR) (Nasolabial fold)	D14	-8.74%	<b>Significantly</b>	20 (67%)	The smaller the analysis value, the skin wrinkles had improvement.
	D28	-11.72%	<b>Significantly</b>	24 (80%)	



Unless otherwise agreed in writing, this document is issued by the Company subject to its General Conditions of Service printed overleaf, available on request or accessible at <https://www.sgs.com/en/Terms-and-Conditions>. Attention is drawn to the limitation of liability, indemnification and jurisdiction issues defined therein. Any holder of this document is advised that information contained hereon reflects the Company's findings at the time of its intervention only and within the limits of Client's instructions, if any. The Company's sole responsibility is to its Client and this document does not exonerate parties to a transaction from exercising all their rights and obligations under the transaction documents. This document cannot be reproduced except in full, without prior written approval of the Company. Any unauthorized alteration, forgery or falsification of the content or appearance of this document is unlawful and offenders may be prosecuted to the fullest extent of the law. Unless otherwise stated the results shown in this test report refer only to the sample(s) tested and such sample(s) are retained for 30 days only.

Attention: To check the authenticity of testing / inspection report & certificate, please contact us at telephone: (86-755) 8307 1443, or email: [CN.Doccheck@sgs.com](mailto:CN.Doccheck@sgs.com)

NO.588 West Jindu Road, Songjiang District, Shanghai, China 201612 t (86-21) 61915666 f (86-21) 61915678 www.sgs.com.cn  
中国·上海·松江区金都西路588号 邮编: 201612 t (86-21) 61915666 f (86-21) 61915678 sgs.china@sgs.com

Parameter (Equipment) (Site)	Time Point	Rate of change	Significant difference compared with D0	Improved subjects (improved subjects %)	Description of parameters
Average depth of wrinkles (Primos CR) (Forehead)	D14	-4.88%	Significantly	18 (60%)	The smaller the analysis value, the skin wrinkles had improvement.
	D28	-6.02%	Significantly	18 (60%)	
Number of wrinkles (Primos CR) (Forehead)	D14	-30.50%	Significantly	24 (80%)	The smaller the analysis value, the skin wrinkles had improvement.
	D28	-31.91%	Significantly	23 (77%)	
Volume of wrinkles (Primos CR) (Forehead)	D14	-26.60%	Significantly	25 (83%)	The smaller the analysis value, the skin wrinkles had improvement.
	D28	-31.65%	Significantly	26 (87%)	
Area of wrinkles (Primos CR) (Forehead)	D14	-23.84%	Significantly	25 (83%)	The smaller the analysis value, the skin wrinkles had improvement.
	D28	-28.48%	Significantly	26 (87%)	
Length of wrinkles (Primos CR) (Forehead)	D14	-24.73%	Significantly	22 (73%)	The smaller the analysis value, the skin wrinkles had improvement.
	D28	-31.88%	Significantly	26 (87%)	
Volume of eye bags (Primos CR) (Under eye)	D14	-5.57%	Significantly	22 (73%)	The smaller the analysis value, the smaller the volume of eye bags.
	D28	-8.37%	Significantly	24 (80%)	
Skin roughness SEr value (Visioscan® VC20plus) (Cheek)	D14	31.12%	Significantly	30 (100%)	The larger the analysis value, the skin roughness had improvement.
	D28	34.30%	Significantly	30 (100%)	
Skin smoothness SEsm value (Visioscan® VC20plus) (Cheek)	D14	-20.18%	Significantly	30 (100%)	The smaller the analysis value, the skin smoothness had improvement.
	D28	-20.29%	Significantly	30 (100%)	
Skin scale index SEsc value (Visioscan® VC20plus) (Cheek)	D14	-21.21%	Significantly	12 (40%)	The smaller the analysis value, the skin scale had improvement.
	D28	-45.45%	Significantly	12 (40%)	
Skin wrinkles SEw value (Visioscan® VC20plus) (Cheek)	D14	-17.85%	Significantly	30 (100%)	The smaller the analysis value, the skin wrinkles had improvement.
	D28	-24.67%	Significantly	30 (100%)	
Skin thickness (Dermalab® Ultrasound) (Cheek)	D14	5.32%	Significantly	23 (77%)	The larger the analysis value, the better the skin thickness.
	D28	3.78%	Significantly	21 (70%)	
Skin density (Dermalab® Ultrasound) (Cheek)	D14	24.86%	Significantly	29 (97%)	The larger the analysis value, the better the skin density.
	D28	30.69%	Significantly	30 (100%)	



Unless otherwise agreed in writing, this document is issued by the Company subject to its General Conditions of Service printed overleaf, available on request or accessible at <https://www.sgs.com/en/Terms-and-Conditions>. Attention is drawn to the limitation of liability, indemnification and jurisdiction issues defined therein. Any holder of this document is advised that information contained hereon reflects the Company's findings at the time of its intervention only and within the limits of Client's instructions, if any. The Company's sole responsibility is to its Client and this document does not exonerate parties to a transaction from exercising all their rights and obligations under the transaction documents. This document cannot be reproduced except in full, without prior written approval of the Company. Any unauthorized alteration, forgery or falsification of the content or appearance of this document is unlawful and offenders may be prosecuted to the fullest extent of the law. Unless otherwise stated the results shown in this test report refer only to the sample(s) tested and such sample(s) are retained for 30 days only.

Attention: To check the authenticity of testing / inspection report & certificate, please contact us at telephone: (86-755) 8307 1443, or email: [CN.Doccheck@sgs.com](mailto:CN.Doccheck@sgs.com)

NO.588 West Jindu Road, Songjiang District, Shanghai, China 201612 t (86-21) 61915666 f (86-21) 61915678 [www.sgs.com.cn](http://www.sgs.com.cn)  
中国·上海·松江区金都西路588号 邮编: 201612 t (86-21) 61915666 f (86-21) 61915678 [sgs.china@sgs.com](mailto:sgs.china@sgs.com)



Parameter (Equipment) (Site)	Time Point	Rate of change	Significant difference compared with D0	Improved subjects (improved subjects %)	Description of parameters
Skin hydration (Corneometer® CM825) (Cheek)	D0Timm	25.85%	Significantly	30 (100%)	The larger the measured value, the better the skin hydration.
	D14	24.34%	Significantly	30 (100%)	
	D28	31.88%	Significantly	30 (100%)	
Skin transepidermal water loss (Tewameter® TM HEX) (Cheek)	D14	-12.89%	Significantly	30 (100%)	The smaller the measured value, the skin barrier had improvement
	D28	-15.46%	Significantly	29 (97%)	
Skin elasticity R2 value (Cutometer® dual MPA580) (Cheek)	D0Timm	8.43%	Significantly	29 (97%)	The larger the measured value, the better the skin elasticity.
	D14	11.73%	Significantly	30 (100%)	
	D28	13.46%	Significantly	30 (100%)	
Skin elasticity R5 value (Cutometer® dual MPA580) (Cheek)	D0Timm	7.54%	Significantly	28 (93%)	The larger the measured value, the better the skin elasticity.
	D14	13.14%	Significantly	30 (100%)	
	D28	14.24%	Significantly	30 (100%)	
Skin elasticity R7 value (Cutometer® dual MPA580) (Cheek)	D0Timm	9.74%	Significantly	27 (90%)	The larger the measured value, the better the skin elasticity.
	D14	10.36%	Significantly	29 (97%)	
	D28	15.07%	Significantly	29 (97%)	
Skin firmness F4 value (Cutometer® dual MPA580) (Cheek)	D0Timm	-11.89%	Significantly	28 (93%)	The smaller the measured value, the better the skin firmness.
	D14	-13.83%	Significantly	27 (90%)	
	D28	-14.97%	Significantly	28 (93%)	



Unless otherwise agreed in writing, this document is issued by the Company subject to its General Conditions of Service printed overleaf, available on request or accessible at <https://www.sgs.com/en/Terms-and-Conditions>. Attention is drawn to the limitation of liability, indemnification and jurisdiction issues defined therein. Any holder of this document is advised that information contained hereon reflects the Company's findings at the time of its intervention only and within the limits of Client's instructions, if any. The Company's sole responsibility is to its Client and this document does not exonerate parties to a transaction from exercising all their rights and obligations under the transaction documents. This document cannot be reproduced except in full, without prior written approval of the Company. Any unauthorized alteration, forgery or falsification of the content or appearance of this document is unlawful and offenders may be prosecuted to the fullest extent of the law. Unless otherwise stated the results shown in this test report refer only to the sample(s) tested and such sample(s) are retained for 30 days only.

Attention: To check the authenticity of testing / inspection report & certificate, please contact us at telephone: (86-755) 8307 1443, or email: [CN.Doccheck@sgs.com](mailto:CN.Doccheck@sgs.com)

NO.588 West Jindu Road, Songjiang District, Shanghai, China 201612 t (86-21) 61915666 f (86-21) 61915678 [www.sgsgroup.com.cn](http://www.sgsgroup.com.cn)  
中国·上海·松江区金都西路588号 邮编: 201612 t (86-21) 61915666 f (86-21) 61915678 [sgs.china@sgs.com](mailto:sgs.china@sgs.com)

## 2) Expert evaluation

Parameter	Time Point	Rate of change	Significant difference compared with D0	Improved subjects (improved subjects %)	Description of parameters
Forehead wrinkles	D14	-5.14%	Significantly	11 (37%)	The smaller the score, the forehead wrinkles had improvement.
	D28	-6.54%	Significantly	14 (47%)	
Nasolabial fold wrinkles	D14	-2.52%	Significantly	6 (20%)	The smaller the score, the nasolabial fold wrinkles had improvement.
	D28	-4.62%	Significantly	11 (37%)	
Crow's feet wrinkles	D14	-8.79%	Significantly	21 (70%)	The smaller the score, the crow's feet wrinkles had improvement.
	D28	-10.46%	Significantly	25 (83%)	
Neck wrinkles	D14	-1.96%	Non-significantly	5 (17%)	The smaller the score, the neck wrinkles had improvement.
	D28	-3.14%	Significantly	8 (27%)	
Eye bags	D14	-5.45%	Significantly	12 (40%)	The smaller the score, the eye bags had improvement.
	D28	-6.82%	Significantly	13 (43%)	
Skin tone evenness	D0Timm	0.00%	Non-significantly	0 (0%)	The smaller the score, the skin tone evenness had improvement.
	D14	-2.48%	Significantly	6 (20%)	
	D28	-7.02%	Significantly	17 (57%)	
Skin smoothness	D0Timm	-0.46%	Non-significantly	1 (3%)	The smaller the score, the skin smoothness had improvement.
	D14	-2.74%	Significantly	6 (20%)	
	D28	-9.13%	Significantly	19 (63%)	
Skin radiance	D0Timm	-1.72%	Non-significantly	4 (13%)	The smaller the score, the skin radiance had improvement.
	D14	-4.74%	Significantly	11 (37%)	
	D28	-8.62%	Significantly	19 (63%)	
Skin elasticity (tactile)	D0Timm	-0.43%	Non-significantly	1 (3%)	The smaller the score, the skin elasticity (tactile) had improvement.
	D14	-6.84%	Significantly	16 (53%)	
	D28	-8.12%	Significantly	18 (60%)	
Cheek sagging appearance (visual)	D0Timm	-3.29%	Significantly	8 (27%)	The smaller the score, the cheek sagging appearance (visual) had improvement.
	D14	-7.00%	Significantly	17 (57%)	
	D28	-7.00%	Significantly	17 (57%)	



Unless otherwise agreed in writing, this document is issued by the Company subject to its General Conditions of Service printed overleaf, available on request or accessible at <https://www.sgs.com/en/Terms-and-Conditions>. Attention is drawn to the limitation of liability, indemnification and jurisdiction issues defined therein. Any holder of this document is advised that information contained hereon reflects the Company's findings at the time of its intervention only and within the limits of Client's instructions, if any. The Company's sole responsibility is to its Client and this document does not exonerate parties to a transaction from exercising all their rights and obligations under the transaction documents. This document cannot be reproduced except in full, without prior written approval of the Company. Any unauthorized alteration, forgery or falsification of the content or appearance of this document is unlawful and offenders may be prosecuted to the fullest extent of the law. Unless otherwise stated the results shown in this test report refer only to the sample(s) tested and such sample(s) are retained for 30 days only.

Attention: To check the authenticity of testing / inspection report & certificate, please contact us at telephone: (86-755) 8307 1443, or email: [CN.Doccheck@sgs.com](mailto:CN.Doccheck@sgs.com)

NO.588 West Jindu Road, Songjiang District, Shanghai, China 201612 t (86-21) 61915666 f (86-21) 61915678 [www.sgs.com](http://www.sgs.com)  
中国·上海·松江区金都西路588号 邮编: 201612 t (86-21) 61915666 f (86-21) 61915678 [sgs.china@sgs.com](mailto:sgs.china@sgs.com)

Parameter	Time Point	Rate of change	Significant difference compared with D0	Improved subjects (improved subjects %)	Description of parameters
Jawline sagging appearance (visual)	D0Timm	-2.05%	Non-significantly	5 (17%)	The smaller the score, the jawline sagging appearance (visual) had improvement.
	D14	-5.33%	<b>Significantly</b>	12 (40%)	
	D28	-10.25%	<b>Significantly</b>	22 (73%)	

### 3) Self-assessment (Satisfaction)

14 days after application, 93% subjects were satisfied with using the beauty apparatus for 5 minutes in the morning, 90% subjects were satisfied with the feelings about unique patting/grabbing flesh to wake up the skin, 97% subjects were satisfied with the skin improvement effect after use (no peeling/more supple/firm), 90% subjects were satisfied with the tightening and lifting effect on facial contour after use, 93% subjects were satisfied with the improvement of makeup application after use (powder jamming/claying/floating powder), 93% subjects were satisfied with the improvement of makeup holding effect after use, 93% subjects were satisfied with the skin firmness enhancement effect, 93% subjects were satisfied with the skin elasticity enhancement effect, 93% subjects were satisfied with the skin glow brightening effect, 93% subjects were satisfied with the skin plumpness enhancing effect, 80% subjects were satisfied with the effect of skin pore refinement, 97% subjects were satisfied with the skin rejuvenation effect, 93% subjects were satisfied with the overall facial skin health improvement effect, 83% subjects were satisfied with the improvement effect on nasolabial folds, 80% subjects were satisfied with the improvement effect on crow's feet, 77% subjects were satisfied with the improvement effect on cervical stripe, 80% subjects were satisfied with the improvement effect on eye bags, 90% subjects were satisfied with the improvement effect on comprehensive facial wrinkles, 87% subjects were satisfied with the lifting effect on the corners of the eyes, 97% subjects were satisfied with the tightening effect on cheeks, 90% subjects were satisfied with the tightening effect on jawline, 90% subjects were satisfied with the lifting effect on apple muscle, 83% subjects were satisfied with the lifting effect on the corners of the mouth, 87% subjects were satisfied with the improvement effect on comprehensive facial rejuvenation, 93% subjects were satisfied with the product odor, 93% subjects were satisfied with the product absorption, 97% subjects were satisfied with the product texture, 97% subjects were satisfied with the product skin feeling.

28 days after application, 97% subjects were satisfied with using the beauty apparatus for 5 minutes in the morning, 97% subjects were satisfied with the feelings about unique patting/grabbing flesh to wake up the skin, 100% subjects were satisfied with the skin improvement effect after use (no peeling/more supple/firm), 97% subjects were satisfied with the tightening and lifting effect on facial contour after use, 97% subjects were satisfied with the improvement of makeup application after use (powder jamming/claying/floating powder), 97% subjects were satisfied with the improvement of makeup holding effect after use, 100% subjects were satisfied with the skin firmness enhancement effect, 100% subjects were satisfied with the skin elasticity enhancement effect, 97% subjects were satisfied with the skin glow brightening effect, 97% subjects were satisfied with the skin plumpness enhancing effect, 90% subjects were satisfied with the effect of skin pore refinement, 100% subjects were satisfied with the skin rejuvenation effect, 97% subjects were satisfied with the overall facial skin health improvement effect, 90% subjects were satisfied with the improvement effect on nasolabial folds, 90% subjects were satisfied with the improvement effect on crow's feet, 90% subjects were satisfied with the improvement effect on cervical stripe, 87% subjects were satisfied with the improvement effect on eye bags, 93% subjects were satisfied with the improvement effect on comprehensive facial wrinkles, 90% subjects were satisfied with the lifting effect on the corners of the eyes, 97% subjects were satisfied with the tightening effect on cheeks, 90% subjects were satisfied with the tightening effect on jawline, 90% subjects were satisfied with the lifting effect on apple muscle, 87% subjects were satisfied with the lifting effect on the corners of the mouth, 90% subjects were satisfied with the improvement effect on comprehensive facial rejuvenation, 100% subjects were satisfied with the product odor, 97% subjects were



Unless otherwise agreed in writing, this document is issued by the Company subject to its General Conditions of Service printed overleaf, available on request or accessible at <https://www.sgs.com/en/Terms-and-Conditions>. Attention is drawn to the limitation of liability, indemnification and jurisdiction issues defined therein. Any holder of this document is advised that information contained hereon reflects the Company's findings at the time of its intervention only and within the limits of Client's instructions, if any. The Company's sole responsibility is to its Client and this document does not exonerate parties to a transaction from exercising all their rights and obligations under the transaction documents. This document cannot be reproduced except in full, without prior written approval of the Company. Any unauthorized alteration, forgery or falsification of the content or appearance of this document is unlawful and offenders may be prosecuted to the fullest extent of the law. Unless otherwise stated the results shown in this test report refer only to the sample(s) tested and such sample(s) are retained for 30 days only.

Attention: To check the authenticity of testing / inspection report & certificate, please contact us at telephone: (86-755) 8307 1443, or email: [CN.Doccheck@sgs.com](mailto:CN.Doccheck@sgs.com)

NO.588 West Jindu Road, Songjiang District, Shanghai, China 201612 t (86-21) 61915666 f (86-21) 61915678 [www.sgs.com](http://www.sgs.com)  
中国·上海·松江区金都西路588号 邮编: 201612 t (86-21) 61915666 f (86-21) 61915678 [sgs.china@sgs.com](mailto:sgs.china@sgs.com)



satisfied with the product absorption, 100% subjects were satisfied with the product texture, 100% subjects were satisfied with the product skin feeling, 100% subjects were willing to continue to use this product in the morning to create makeup-ready skin, 100% subjects were willing to recommend the morning beauty apparatus treatment to others, 100% subjects were willing to continue using this product, 97% subjects thought it is easy to stick with it, 100% subjects thought the apparatus easy to operate, 100% subjects could accept the product's unique patting/grabbing flesh feeling, 100% subjects thought that "the product is easy to clean".

#### 4) Subject self-assessment (Satisfaction)

After the test, 80% subjects thought that they could use the beauty apparatus in every morning, 13% subjects thought that they could use the beauty apparatus weekly 5-7 times, 7% subjects thought that they could use the beauty apparatus weekly 3-5 times.

After the test, 83% subjects thought that they could use the beauty apparatus to create makeup-ready skin in every morning, 17% subjects thought that they could use the beauty apparatus to create makeup-ready skin weekly 5-7 times.

## 2. Test parameter

### 2.1. Image capture

Take image capture with VISIA-CR and image analysis with Image-Pro skin comprehensive analysis software. The larger the skin gloss analysis value, the better the skin gloss.

Take image capture with Primos CR and analyze skin wrinkles and eyebags. The smaller the skin wrinkles analysis value, the skin wrinkles had improvement. The smaller the volume of eye bags analysis value, the better the eye bags.

### 2.2. Skin surface analysis

Take image capture and analyze the skin surface with Visioscan® VC20plus. The larger the SEr analysis value, the skin roughness had improvement. The smaller the SEsm analysis value, the skin smoothness had improvement. The smaller the SEsc analysis value, the skin scale had improvement. The smaller the SEw analysis value, the skin wrinkles had improvement.

### 2.3. Skin thickness and density

Take image capture and analysis with Dermlab® Ultrasound. The larger the analysis value, the better the skin thickness and density.

### 2.4. Skin hydration

The skin hydration is measured by Corneometer® CM825. The larger the measured value, the better the skin hydration.

### 2.5. Skin transepidermal water loss

The skin transepidermal water loss is measured by Tewameter® TM HEX. The smaller the measured value, the skin barrier had improvement.

### 2.6. Skin elasticity

The skin elasticity is measured by the Cutometer® dual MPA580. The larger the measured value of R2, R5, R7 the better the skin elasticity.

### 2.7. Skin firmness

The skin firmness is measured by the Cutometer® dual MPA580. The smaller the measured value of F4 the better the skin firmness.

### 2.8. Expert evaluation

Test item: Expert score the skin status of the subjects.

Evaluation standard:



Unless otherwise agreed in writing, this document is issued by the Company subject to its General Conditions of Service printed overleaf, available on request or accessible at <https://www.sgs.com/en/Terms-and-Conditions>. Attention is drawn to the limitation of liability, indemnification and jurisdiction issues defined therein. Any holder of this document is advised that information contained hereon reflects the Company's findings at the time of its intervention only and within the limits of Client's instructions, if any. The Company's sole responsibility is to its Client and this document does not exonerate parties to a transaction from exercising all their rights and obligations under the transaction documents. This document cannot be reproduced except in full, without prior written approval of the Company. Any unauthorized alteration, forgery or falsification of the content or appearance of this document is unlawful and offenders may be prosecuted to the fullest extent of the law. Unless otherwise stated the results shown in this test report refer only to the sample(s) tested and such sample(s) are retained for 30 days only.

Attention: To check the authenticity of testing / inspection report & certificate, please contact us at telephone: (86-755) 8307 1443, or email: [CN.Doccheck@sgs.com](mailto:CN.Doccheck@sgs.com)

NO.588 West Jindu Road, Songjiang District, Shanghai, China 201612 t (86-21) 61915666 f (86-21) 61915678 www.sgsgroup.com.cn  
中国·上海·松江区金都西路588号 邮编: 201612 t (86-21) 61915666 f (86-21) 61915678 sgs.china@sgs.com

- (1) Wrinkles: 0-9 score (SGS standard grading scale).
- (2) Neck wrinkles: 0-9 score (0= None, 9= Numerous, deep fine lines).
- (3) Eye bags: 0-9 score (SGS standard grading scale).
- (4) Skin tone evenness: 0-9 score (0= Even skin color, no hyperpigmentation, 9= Uneven, discolored appearance (brown and/or red colors)).
- (5) Skin smoothness: 0-9 score (SGS standard grading scale).
- (6) Skin radiance: 0-9 score (SGS standard grading scale).
- (7) Skin elasticity (tactile): 0-9 score (0=Skin feels thick, dense, firm and bounces, 9=Skin feels thin and loose).
- (8) Sagging appearance (visual): 0-9 score  
(0=Skin appears lifted, tight, and firm and is in an optimal, natural appearing, upward position, 9=Skin is sagging and loose appearing and is lying in a suboptimal downward position).

### 2.9. Self-assessment

Test item: Subject's assessment of efficacy and satisfaction with the product.

Evaluation standard: 1-5 scale, 1 means not satisfied, 2 means relatively not satisfied, 3 means general, 4 means relatively satisfied, and 5 means satisfied.

\* Choose "Yes" or "No".

Satisfaction = the number of subjects choosing more than "3" ÷ total number × 100%

\* Satisfaction = the number of subjects choosing "Yes" ÷ total number × 100%

## 3. Inclusion and Exclusion Criteria

The subjects were selected from CPCH volunteer database. The following criteria were used for selection of subjects:

### 3.1. Inclusion criteria

- Healthy female, 25 to 55 years of age.
- Race: Asian (Chinese).
- Having Corneometer measurement <60 a.u. on one side of cheeks at baseline visit.
- With visible crow's feet wrinkles, grading score within 3-6 (according to SGS standard grading scale).
- With visible nasolabial fold wrinkles, grading score within 3-6 (according to SGS standard grading scale).
- With visible forehead wrinkles, grading score within 3-6 (according to SGS standard grading scale).
- With visible neck wrinkles, grading score within 3-6 (according to SGS standard grading scale).
- With visible eye bags, grading score within 3-6 (according to SGS standard grading scale).
- Having self-perceived skin tone dullness and looseness, lack of elasticity and firmness, roughness, sagging, lack of plumpness, uneven skin color.
- No obvious skin lesions, scars, hair, etc. on the facial skin.
- Be able to cooperate well with the test according to the requirements of the test plan and maintain the regularity of life during the test period.

### 3.2. Exclusion criteria

Individuals who meet any of the following criteria will not be eligible to participate in the study:

- Those who do not agree to sign the informed consent form.
- Those who do not agree to sign the portrait power of attorney.
- Those who are unwilling to comply with the program requirements.



Unless otherwise agreed in writing, this document is issued by the Company subject to its General Conditions of Service printed overleaf, available on request or accessible at <https://www.sgs.com/en/Terms-and-Conditions>. Attention is drawn to the limitation of liability, indemnification and jurisdiction issues defined therein. Any holder of this document is advised that information contained hereon reflects the Company's findings at the time of its intervention only and within the limits of Client's instructions, if any. The Company's sole responsibility is to its Client and this document does not exonerate parties to a transaction from exercising all their rights and obligations under the transaction documents. This document cannot be reproduced except in full, without prior written approval of the Company. Any unauthorized alteration, forgery or falsification of the content or appearance of this document is unlawful and offenders may be prosecuted to the fullest extent of the law. Unless otherwise stated the results shown in this test report refer only to the sample(s) tested and such sample(s) are retained for 30 days only.

Attention: To check the authenticity of testing / inspection report & certificate, please contact us at telephone: (86-755) 8307 1443, or email: [CN.Doccheck@sgs.com](mailto:CN.Doccheck@sgs.com)

NO.588 West Jindu Road, Songjiang District, Shanghai, China 201612 t (86-21) 61915666 f (86-21) 61915678 www.sgsgroup.com.cn  
中国·上海·松江区金都西路588号 邮编: 201612 t (86-21) 61915666 f (86-21) 61915678 sgs.china@sgs.com

- Currently participating in any other clinical trial at the same time.
- Use of cosmetic products or/and medicines on the day of the test.
- Breastfeeding, pregnant, or planning to become pregnant during the study according to subject self-report.
- Currently receiving drug treatment during the test period.
- Those who are suffering from infectious skin diseases or atopic dermatitis.
- Those who with skin abnormalities such as moles and telangiectasia at the test sites.
- Those who with keloid constitution, facial melanosis, photosensitivity, pigment abnormalities, long-term use of steroids or telangiectasia caused by liver dysfunction.
- Those who have received skin peeling or skin treatment within 3 months before taking the test.
- Those who have received immunosuppressive therapy within 3 months before taking the test.
- Those who have received systemic steroid therapy or phototherapy within 1 month before taking the test.
- Those who have used topical drugs or / and skin care products, cosmetics with special effects (claiming the effects of high moisturize, repair, anti-wrinkles, skin firm and elasticity, anti-aging, plump skin, whitening and brightening, improving skin texture, improving skin radiance, improving eye bags, improving skin tone evenness and soothing efficacy) on the involved parts within 2 weeks before participating in the test.
- There are obvious marks or other abnormalities in the test area, making it difficult to measure.
- Those who with severe reactions or allergies to cosmetics, drugs or general light exposure. Those with severe allergic constitution, allergic dermatitis, skin diseases, sensitive muscles or very fragile skin.
- Those who use medical electronic instruments (pacemakers and other human implanted medical electronic instruments, artificial heart lung machines and other electronic instruments used to maintain life, electrocardiographs, infusion sets and other wearable medical electronic instruments).
- Those who have heart disease, abnormal blood pressure, malignant tumor, accompanied by fever, infectious diseases, acute disease, decreased immunity due to AIDS and other immunodeficiency diseases, hemophilia, hemorrhagic disease, diabetes, facial neuralgia, abnormal perception and pain during dental treatment.
- Those who have a history of epilepsy or feel uncomfortable due to flickering light.
- Those who have head or eye sequelae caused by traffic accidents.
- Those who have undergone eye surgery.
- Those who have drunken and hangover subjects.
- Taking hypnotic drugs.
- Those who extreme fatigue and physical discomfort.
- Those who with skin problems such as stain and contact dermatitis caused by chemical fiber.
- Those who may cause or have caused dermatitis due to cosmetics.
- Those who have recently received chemical skin care courses in skin care salons.
- Those who had skin problems using the beauty instrument
- In addition to the above, when it is deemed inappropriate to conduct the test according to the judgment of Investigator of the test.



Unless otherwise agreed in writing, this document is issued by the Company subject to its General Conditions of Service printed overleaf, available on request or accessible at <https://www.sgs.com/en/Terms-and-Conditions>. Attention is drawn to the limitation of liability, indemnification and jurisdiction issues defined therein. Any holder of this document is advised that information contained hereon reflects the Company's findings at the time of its intervention only and within the limits of Client's instructions, if any. The Company's sole responsibility is to its Client and this document does not exonerate parties to a transaction from exercising all their rights and obligations under the transaction documents. This document cannot be reproduced except in full, without prior written approval of the Company. Any unauthorized alteration, forgery or falsification of the content or appearance of this document is unlawful and offenders may be prosecuted to the fullest extent of the law. Unless otherwise stated the results shown in this test report refer only to the sample(s) tested and such sample(s) are retained for 30 days only.

Attention: To check the authenticity of testing / inspection report & certificate, please contact us at telephone: (86-755) 8307 1443, or email: [CN.Doccheck@sgs.com](mailto:CN.Doccheck@sgs.com)

NO.588 West Jindu Road, Songjiang District, Shanghai, China 201612 t (86-21) 61915666 f (86-21) 61915678 [www.sgs.com](http://www.sgs.com)  
中国·上海·松江区金都西路588号 邮编: 201612 t (86-21) 61915666 f (86-21) 61915678 [sgs.china@sgs.com](mailto:sgs.china@sgs.com)



#### 4. Test Result

##### 4.1. Skin gloss (VISIA-CR) (Cheek)

Take image capture with VISIA-CR and image analysis with Image-Pro skin comprehensive analysis software. The larger the skin gloss analysis value, the better the skin gloss.

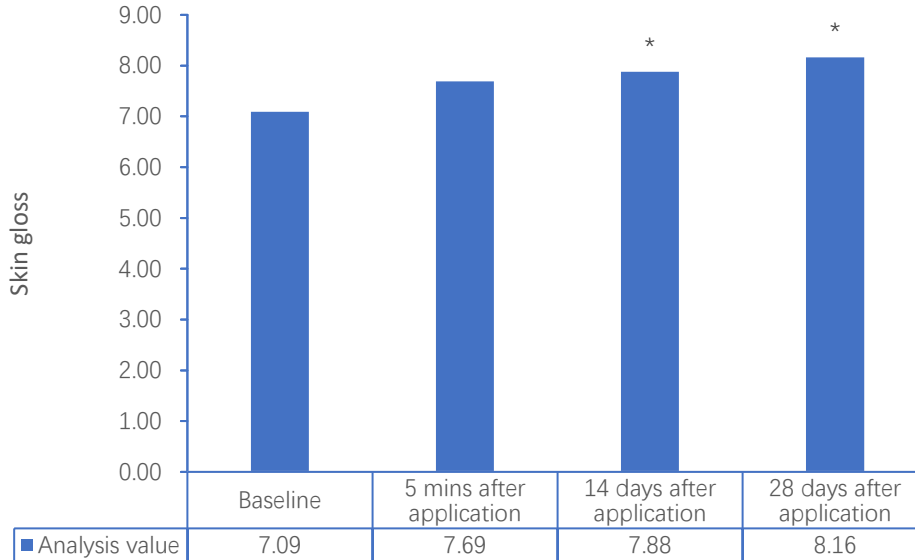


Fig.1.1 Skin gloss

Remarks: \* means there's a significant difference compared with baseline ( $p < 0.05$ )

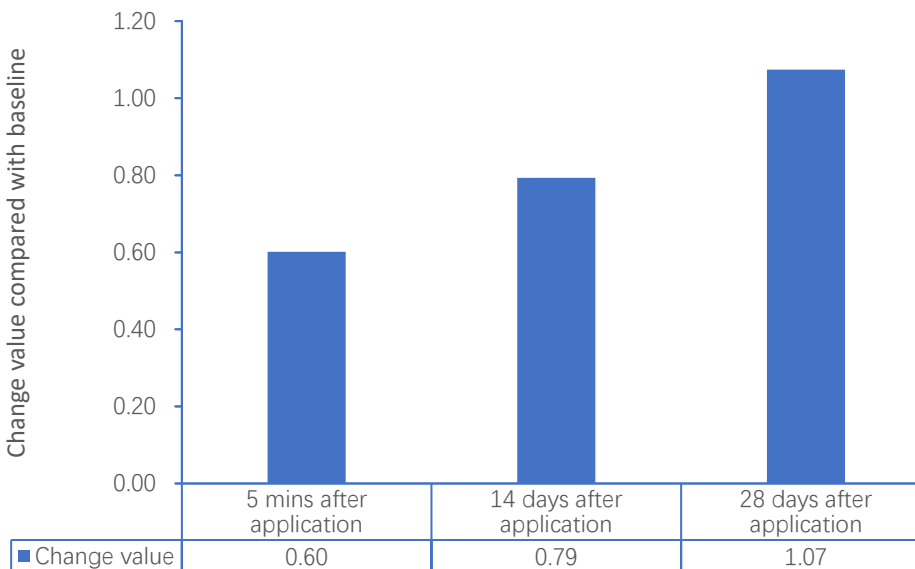


Fig.2.2 Change of skin gloss



Unless otherwise agreed in writing, this document is issued by the Company subject to its General Conditions of Service printed overleaf, available on request or accessible at <https://www.sgs.com/en/Terms-and-Conditions>. Attention is drawn to the limitation of liability, indemnification and jurisdiction issues defined therein. Any holder of this document is advised that information contained hereon reflects the Company's findings at the time of its intervention only and within the limits of Client's instructions, if any. The Company's sole responsibility is to its Client and this document does not exonerate parties to a transaction from exercising all their rights and obligations under the transaction documents. This document cannot be reproduced except in full, without prior written approval of the Company. Any unauthorized alteration, forgery or falsification of the content or appearance of this document is unlawful and offenders may be prosecuted to the fullest extent of the law. Unless otherwise stated the results shown in this test report refer only to the sample(s) tested and such sample(s) are retained for 30 days only.

Attention: To check the authenticity of testing / inspection report & certificate, please contact us at telephone: (86-755) 8307 1443, or email: [CN.Doccheck@sgs.com](mailto:CN.Doccheck@sgs.com)

NO.588 West Jindu Road, Songjiang District, Shanghai, China 201612 t (86-21) 61915666 f (86-21) 61915678 www.sgs.com.cn  
中国·上海·松江区金都西路588号 邮编: 201612 t (86-21) 61915666 f (86-21) 61915678 sgs.china@sgs.com

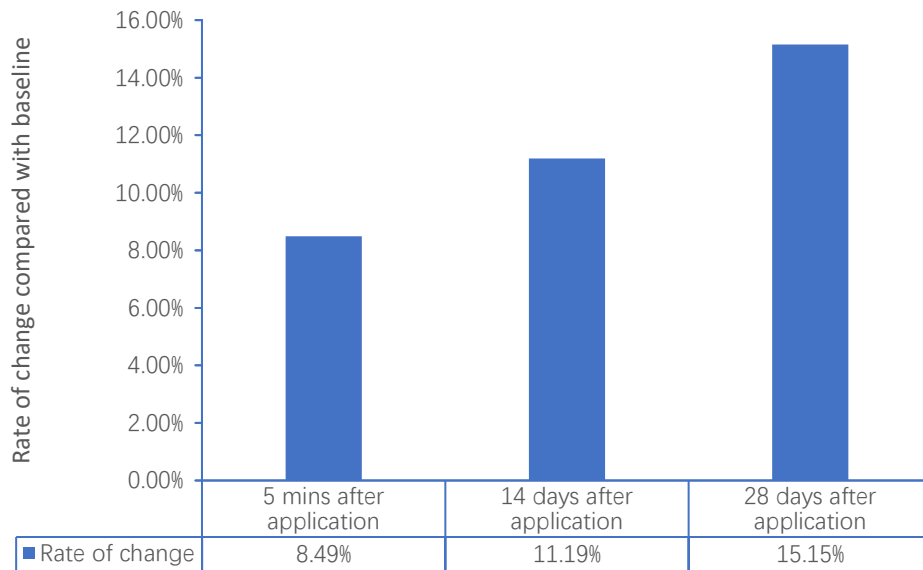


Fig.1.3 Rate of change of skin gloss

$\text{Rate of change} = (\text{analysis value after application} - \text{analysis value before application}) \div \text{analysis value before application} \times 100\%$

Compared with baseline:

5 mins after application, the skin gloss of test area increased by 8.49% non-significantly.

14 days after application, the skin gloss of test area increased by 11.19% significantly.

28 days after application, the skin gloss of test area increased by 15.15% significantly.



SGS-CSTC Inspection & Testing Services (Shanghai) Co., Ltd.  
EEC Safety Lab

Unless otherwise agreed in writing, this document is issued by the Company subject to its General Conditions of Service printed overleaf, available on request or accessible at <https://www.sgs.com/en/Terms-and-Conditions>. Attention is drawn to the limitation of liability, indemnification and jurisdiction issues defined therein. Any holder of this document is advised that information contained hereon reflects the Company's findings at the time of its intervention only and within the limits of Client's instructions, if any. The Company's sole responsibility is to its Client and this document does not exonerate parties to a transaction from exercising all their rights and obligations under the transaction documents. This document cannot be reproduced except in full, without prior written approval of the Company. Any unauthorized alteration, forgery or falsification of the content or appearance of this document is unlawful and offenders may be prosecuted to the fullest extent of the law. Unless otherwise stated the results shown in this test report refer only to the sample(s) tested and such sample(s) are retained for 30 days only.

Attention: To check the authenticity of testing / inspection report & certificate, please contact us at telephone: (86-755) 8307 1443, or email: [CN.Doccheck@sgs.com](mailto:CN.Doccheck@sgs.com)

NO.588 West Jindu Road, Songjiang District, Shanghai, China 201612 t (86-21) 61915666 f (86-21) 61915678 [www.sgs.com](http://www.sgs.com)  
中国·上海·松江区金都西路588号 邮编: 201612 t (86-21) 61915666 f (86-21) 61915678 [sgs.china@sgs.com](mailto:sgs.china@sgs.com)

#### 4.2. Skin wrinkles (Primos CR) (Crow's feet)

Take image capture with Primos CR and analyze skin wrinkles. The smaller the skin wrinkles analysis value, the skin wrinkles had improvement.

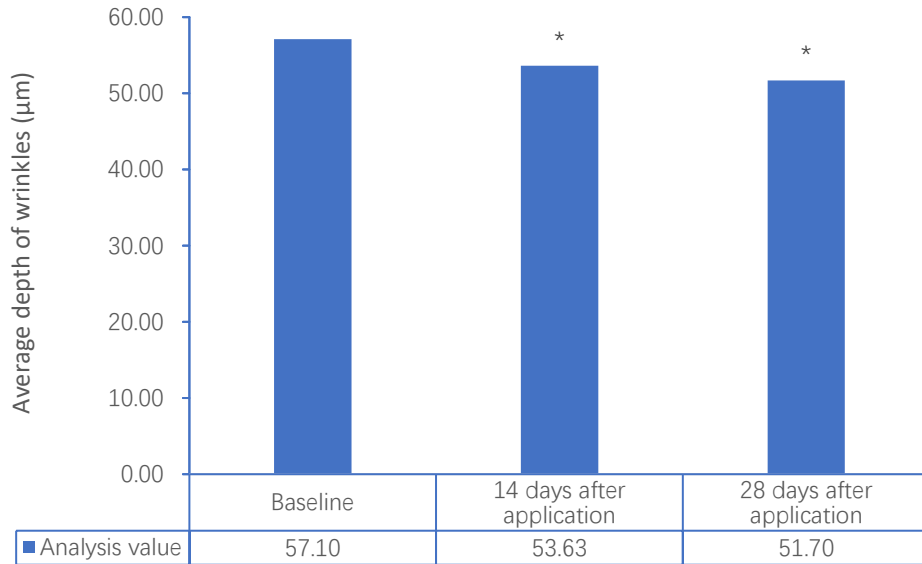


Fig.2.1 Average depth of wrinkles

Remarks: \* means there's a significant difference compared with baseline ( $p < 0.05$ )

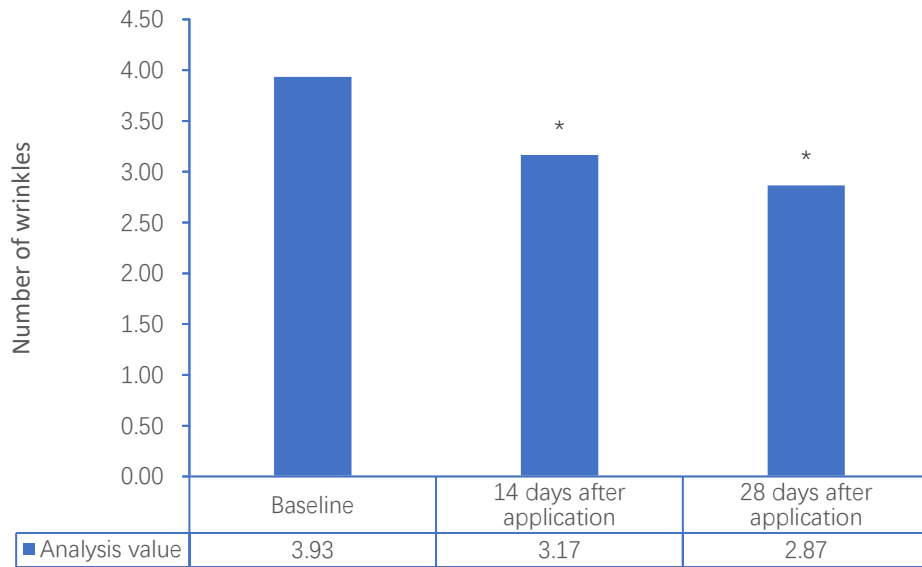


Fig.2.2 Number of wrinkles

Remarks: \* means there's a significant difference compared with baseline ( $p < 0.05$ )



Unless otherwise agreed in writing, this document is issued by the Company subject to its General Conditions of Service printed overleaf, available on request or accessible at <https://www.sgs.com/en/Terms-and-Conditions>. Attention is drawn to the limitation of liability, indemnification and jurisdiction issues defined therein. Any holder of this document is advised that information contained hereon reflects the Company's findings at the time of its intervention only and within the limits of Client's instructions, if any. The Company's sole responsibility is to its Client and this document does not exonerate parties to a transaction from exercising all their rights and obligations under the transaction documents. This document cannot be reproduced except in full, without prior written approval of the Company. Any unauthorized alteration, forgery or falsification of the content or appearance of this document is unlawful and offenders may be prosecuted to the fullest extent of the law. Unless otherwise stated the results shown in this test report refer only to the sample(s) tested and such sample(s) are retained for 30 days only.

Attention: To check the authenticity of testing / inspection report & certificate, please contact us at telephone: (86-755) 8307 1443, or email: [CN.Doccheck@sgs.com](mailto:CN.Doccheck@sgs.com)

NO.588 West Jindu Road, Songjiang District, Shanghai, China 201612 t (86-21) 61915666 f (86-21) 61915678 www.sgs.com.cn  
中国·上海·松江区金都西路588号 邮编: 201612 t (86-21) 61915666 f (86-21) 61915678 sgs.china@sgs.com



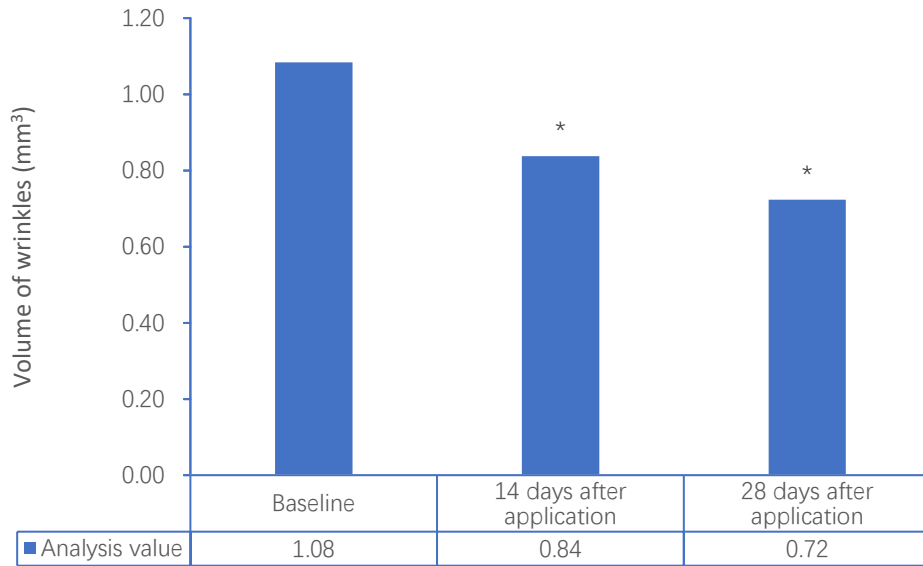


Fig.2.3 Volume of wrinkles

Remarks: \* means there's a significant difference compared with baseline ( $p < 0.05$ )

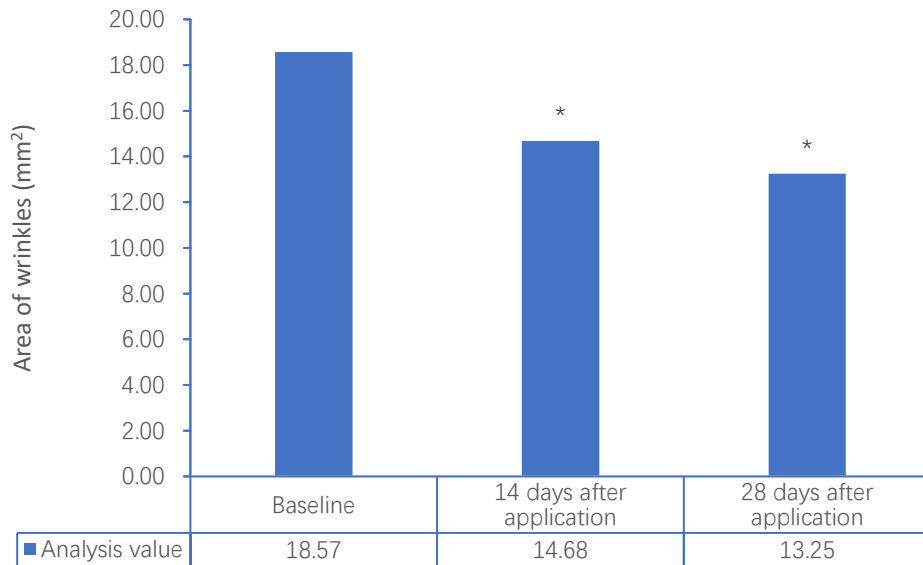


Fig.2.4 Area of wrinkles

Remarks: \* means there's a significant difference compared with baseline ( $p < 0.05$ )



Unless otherwise agreed in writing, this document is issued by the Company subject to its General Conditions of Service printed overleaf, available on request or accessible at <https://www.sgs.com/en/Terms-and-Conditions>. Attention is drawn to the limitation of liability, indemnification and jurisdiction issues defined therein. Any holder of this document is advised that information contained hereon reflects the Company's findings at the time of its intervention only and within the limits of Client's instructions, if any. The Company's sole responsibility is to its Client and this document does not exonerate parties to a transaction from exercising all their rights and obligations under the transaction documents. This document cannot be reproduced except in full, without prior written approval of the Company. Any unauthorized alteration, forgery or falsification of the content or appearance of this document is unlawful and offenders may be prosecuted to the fullest extent of the law. Unless otherwise stated the results shown in this test report refer only to the sample(s) tested and such sample(s) are retained for 30 days only.

Attention: To check the authenticity of testing / inspection report & certificate, please contact us at telephone: (86-755) 8307 1443, or email: [CN.Doccheck@sgs.com](mailto:CN.Doccheck@sgs.com)

NO.588 West Jindu Road, Songjiang District, Shanghai, China 201612 t (86-21) 61915666 f (86-21) 61915678 [www.sgs.com.cn](http://www.sgs.com.cn)  
中国·上海·松江区金都西路588号 邮编: 201612 t (86-21) 61915666 f (86-21) 61915678 [sgs.china@sgs.com](mailto:sgs.china@sgs.com)

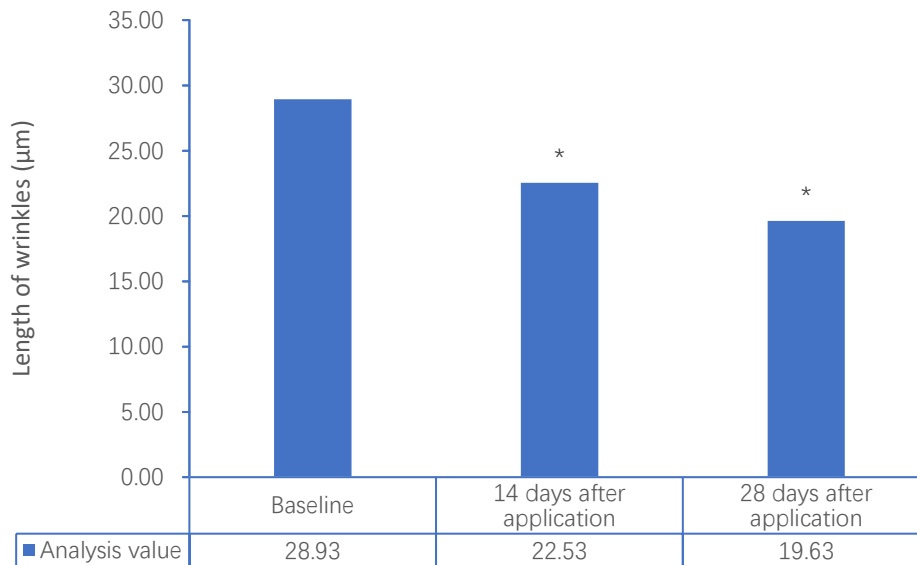


Fig.2.5 Length of wrinkles

Remarks: \* means there's a significant difference compared with baseline ( $p < 0.05$ )

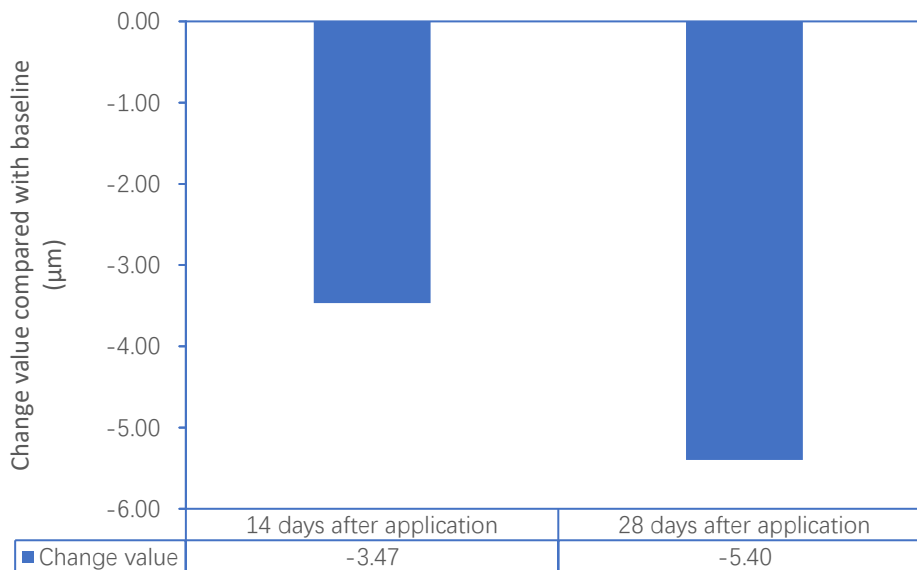


Fig.2.6 Change of average depth of wrinkles



Unless otherwise agreed in writing, this document is issued by the Company subject to its General Conditions of Service printed overleaf, available on request or accessible at <https://www.sgs.com/en/Terms-and-Conditions>. Attention is drawn to the limitation of liability, indemnification and jurisdiction issues defined therein. Any holder of this document is advised that information contained hereon reflects the Company's findings at the time of its intervention only and within the limits of Client's instructions, if any. The Company's sole responsibility is to its Client and this document does not exonerate parties to a transaction from exercising all their rights and obligations under the transaction documents. This document cannot be reproduced except in full, without prior written approval of the Company. Any unauthorized alteration, forgery or falsification of the content or appearance of this document is unlawful and offenders may be prosecuted to the fullest extent of the law. Unless otherwise stated the results shown in this test report refer only to the sample(s) tested and such sample(s) are retained for 30 days only.

Attention: To check the authenticity of testing / inspection report & certificate, please contact us at telephone: (86-755) 8307 1443, or email: [CN.Doccheck@sgs.com](mailto:CN.Doccheck@sgs.com)

NO.588 West Jindu Road, Songjiang District, Shanghai, China 201612 t (86-21) 61915666 f (86-21) 61915678 [www.sgs.com.cn](http://www.sgs.com.cn)  
中国·上海·松江区金都西路588号 邮编: 201612 t (86-21) 61915666 f (86-21) 61915678 [sgs.china@sgs.com](mailto:sgs.china@sgs.com)

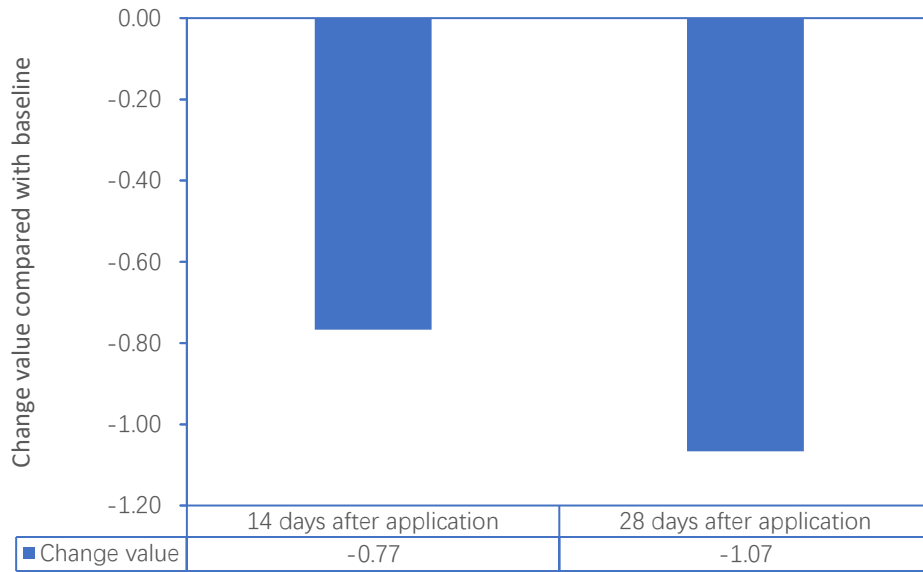


Fig.2.7 Change of number of wrinkles

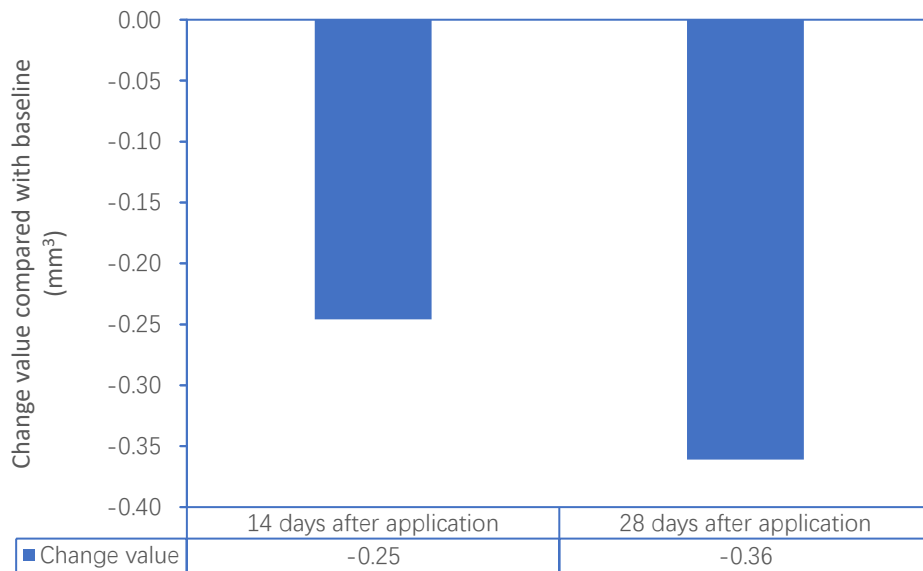


Fig.2.8 Change of volume of wrinkles



Unless otherwise agreed in writing, this document is issued by the Company subject to its General Conditions of Service printed overleaf, available on request or accessible at <https://www.sgs.com/en/Terms-and-Conditions>. Attention is drawn to the limitation of liability, indemnification and jurisdiction issues defined therein. Any holder of this document is advised that information contained hereon reflects the Company's findings at the time of its intervention only and within the limits of Client's instructions, if any. The Company's sole responsibility is to its Client and this document does not exonerate parties to a transaction from exercising all their rights and obligations under the transaction documents. This document cannot be reproduced except in full, without prior written approval of the Company. Any unauthorized alteration, forgery or falsification of the content or appearance of this document is unlawful and offenders may be prosecuted to the fullest extent of the law. Unless otherwise stated the results shown in this test report refer only to the sample(s) tested and such sample(s) are retained for 30 days only.

Attention: To check the authenticity of testing / inspection report & certificate, please contact us at telephone: (86-755) 8307 1443, or email: [CN.Doccheck@sgs.com](mailto:CN.Doccheck@sgs.com)

NO.588 West Jindu Road, Songjiang District, Shanghai, China 201612 t (86-21) 61915666 f (86-21) 61915678 [www.sgs.com.cn](http://www.sgs.com.cn)  
中国·上海·松江区金都西路588号 邮编: 201612 t (86-21) 61915666 f (86-21) 61915678 [sgs.china@sgs.com](mailto:sgs.china@sgs.com)



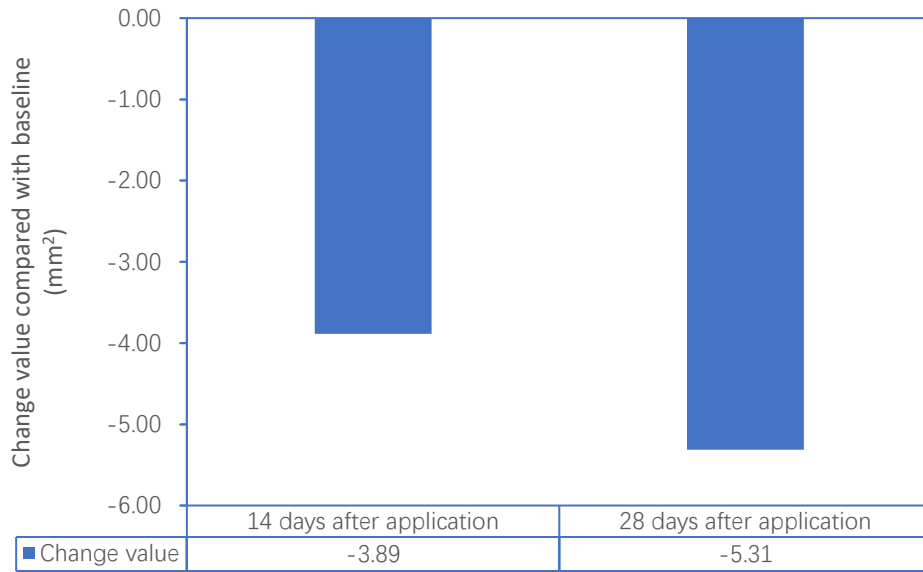


Fig.2.9 Change of area of wrinkles

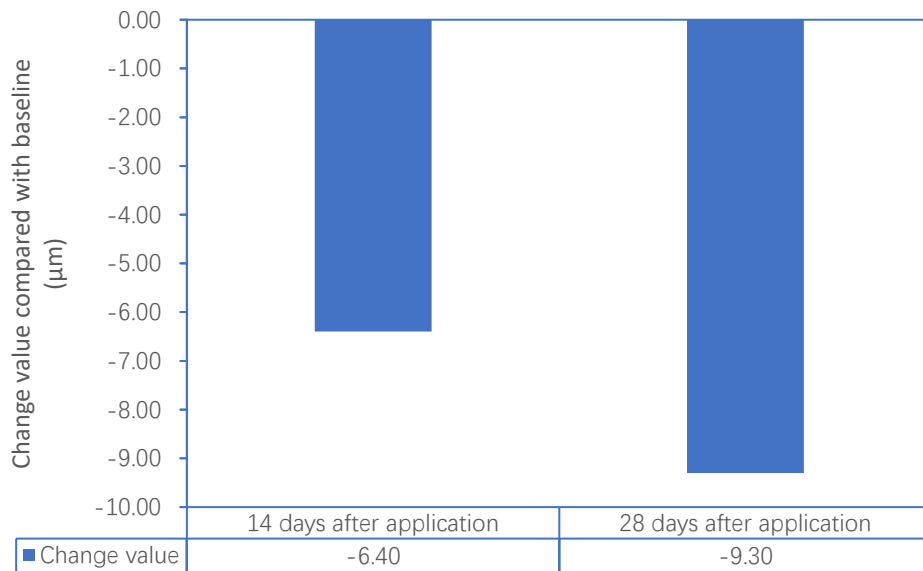


Fig.2.10 Change of length of wrinkles



Unless otherwise agreed in writing, this document is issued by the Company subject to its General Conditions of Service printed overleaf, available on request or accessible at <https://www.sgs.com/en/Terms-and-Conditions>. Attention is drawn to the limitation of liability, indemnification and jurisdiction issues defined therein. Any holder of this document is advised that information contained hereon reflects the Company's findings at the time of its intervention only and within the limits of Client's instructions, if any. The Company's sole responsibility is to its Client and this document does not exonerate parties to a transaction from exercising all their rights and obligations under the transaction documents. This document cannot be reproduced except in full, without prior written approval of the Company. Any unauthorized alteration, forgery or falsification of the content or appearance of this document is unlawful and offenders may be prosecuted to the fullest extent of the law. Unless otherwise stated the results shown in this test report refer only to the sample(s) tested and such sample(s) are retained for 30 days only.

Attention: To check the authenticity of testing / inspection report & certificate, please contact us at telephone: (86-755) 8307 1443, or email: [CN.Doccheck@sgs.com](mailto:CN.Doccheck@sgs.com)

NO.588 West Jindu Road, Songjiang District, Shanghai, China 201612 t (86-21) 61915666 f (86-21) 61915678 [www.sgs.com.cn](http://www.sgs.com.cn)  
中国·上海·松江区金都西路588号 邮编: 201612 t (86-21) 61915666 f (86-21) 61915678 [sgs.china@sgs.com](mailto:sgs.china@sgs.com)

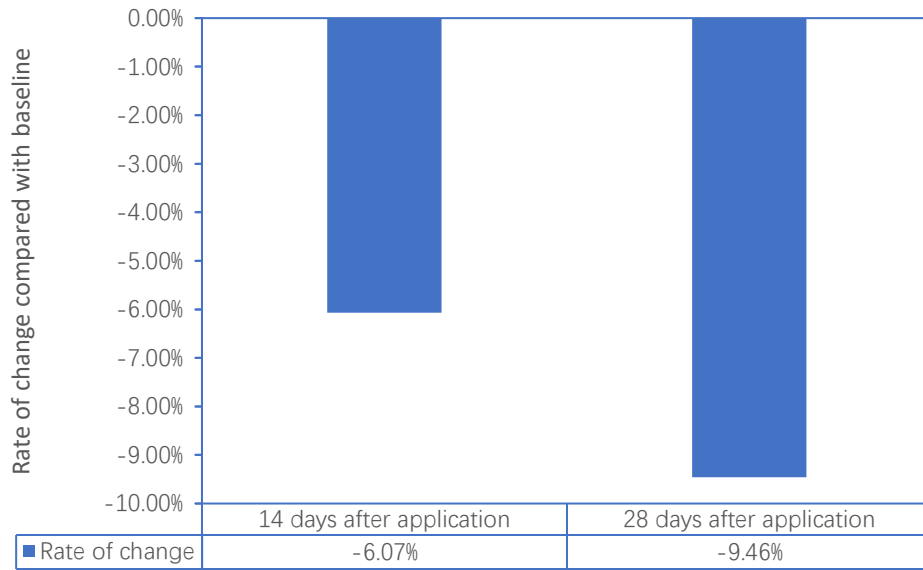


Fig.2.11 Rate of change of average depth of wrinkles

$\text{Rate of change} = (\text{analysis value after application} - \text{analysis value before application}) \div \text{analysis value before application} \times 100\%$

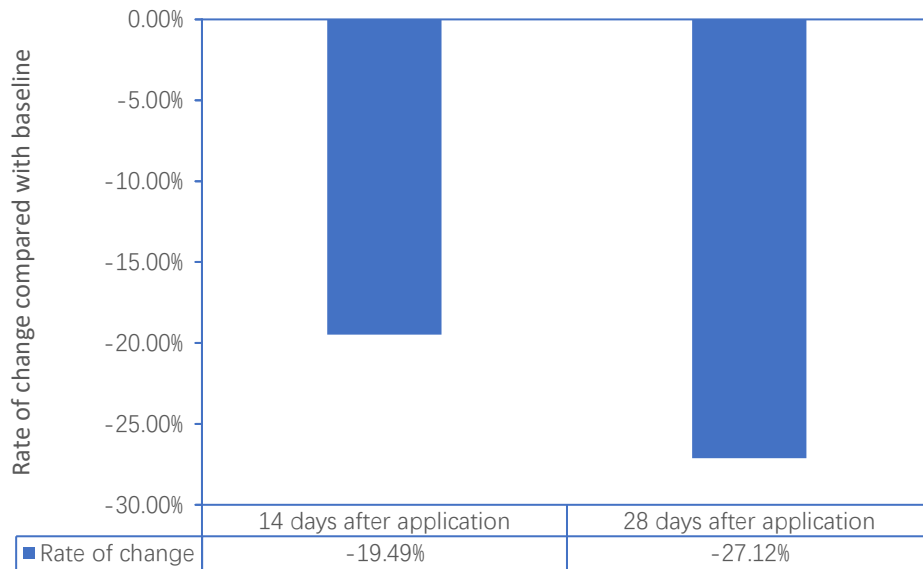


Fig.2.12 Rate of change of number of wrinkles

$\text{Rate of change} = (\text{analysis value after application} - \text{analysis value before application}) \div \text{analysis value before application} \times 100\%$



Unless otherwise agreed in writing, this document is issued by the Company subject to its General Conditions of Service printed overleaf, available on request or accessible at <https://www.sgs.com/en/Terms-and-Conditions>. Attention is drawn to the limitation of liability, indemnification and jurisdiction issues defined therein. Any holder of this document is advised that information contained hereon reflects the Company's findings at the time of its intervention only and within the limits of Client's instructions, if any. The Company's sole responsibility is to its Client and this document does not exonerate parties to a transaction from exercising all their rights and obligations under the transaction documents. This document cannot be reproduced except in full, without prior written approval of the Company. Any unauthorized alteration, forgery or falsification of the content or appearance of this document is unlawful and offenders may be prosecuted to the fullest extent of the law. Unless otherwise stated the results shown in this test report refer only to the sample(s) tested and such sample(s) are retained for 30 days only.

Attention: To check the authenticity of testing / inspection report & certificate, please contact us at telephone: (86-755) 8307 1443, or email: [CN.Doccheck@sgs.com](mailto:CN.Doccheck@sgs.com)

NO.588 West Jindu Road, Songjiang District, Shanghai, China 201612 t (86-21) 61915666 f (86-21) 61915678 [www.sgs.com](http://www.sgs.com)  
中国·上海·松江区金都西路588号 邮编: 201612 t (86-21) 61915666 f (86-21) 61915678 [sgs.china@sgs.com](mailto:sgs.china@sgs.com)

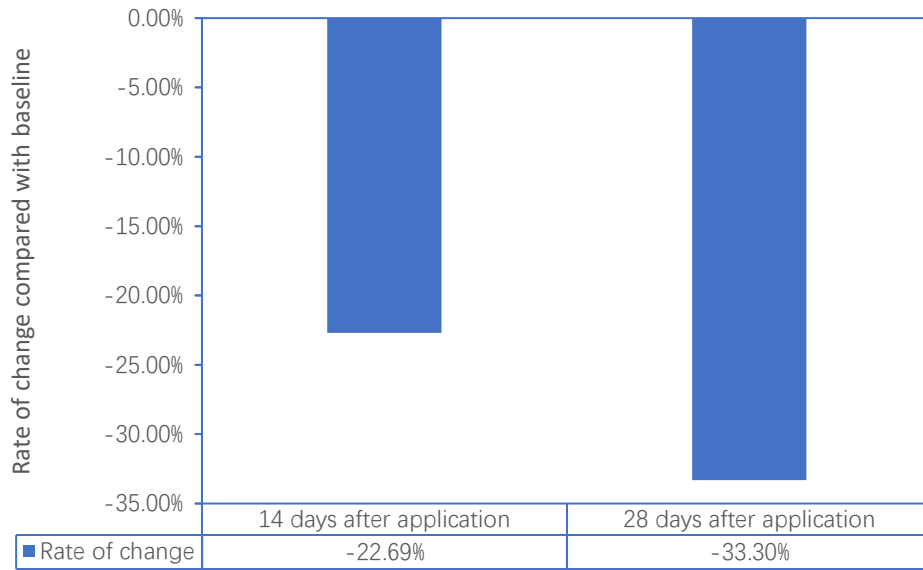


Fig.2.13 Rate of change of volume of wrinkles

$\text{Rate of change} = (\text{analysis value after application} - \text{analysis value before application}) \div \text{analysis value before application} \times 100\%$

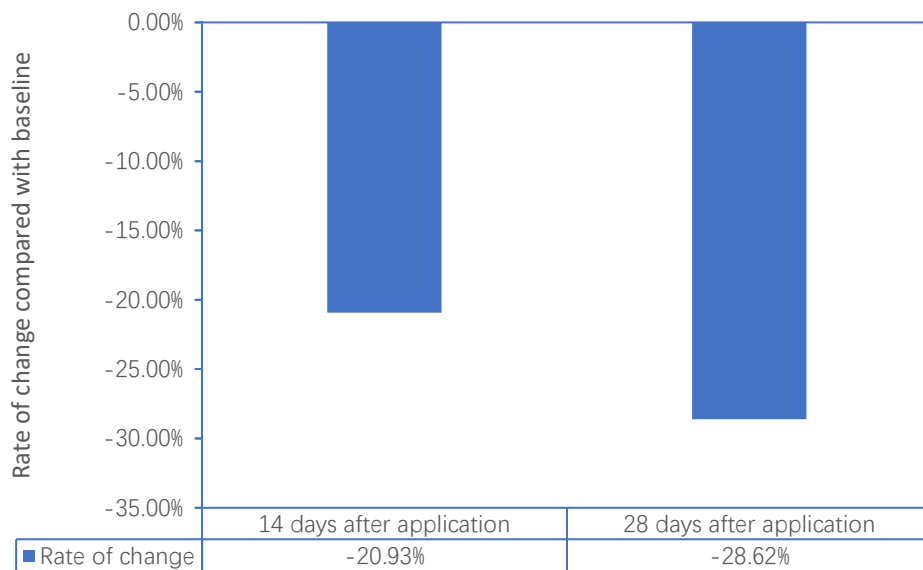


Fig.2.14 Rate of change of area of wrinkles

$\text{Rate of change} = (\text{analysis value after application} - \text{analysis value before application}) \div \text{analysis value before application} \times 100\%$



Unless otherwise agreed in writing, this document is issued by the Company subject to its General Conditions of Service printed overleaf, available on request or accessible at <https://www.sgs.com/en/Terms-and-Conditions>. Attention is drawn to the limitation of liability, indemnification and jurisdiction issues defined therein. Any holder of this document is advised that information contained hereon reflects the Company's findings at the time of its intervention only and within the limits of Client's instructions, if any. The Company's sole responsibility is to its Client and this document does not exonerate parties to a transaction from exercising all their rights and obligations under the transaction documents. This document cannot be reproduced except in full, without prior written approval of the Company. Any unauthorized alteration, forgery or falsification of the content or appearance of this document is unlawful and offenders may be prosecuted to the fullest extent of the law. Unless otherwise stated the results shown in this test report refer only to the sample(s) tested and such sample(s) are retained for 30 days only.

Attention: To check the authenticity of testing / inspection report & certificate, please contact us at telephone: (86-755) 8307 1443, or email: [CN.Doccheck@sgs.com](mailto:CN.Doccheck@sgs.com)

NO.588 West Jindu Road, Songjiang District, Shanghai, China 201612 t (86-21) 61915666 f (86-21) 61915678 [www.sgs.com.cn](http://www.sgs.com.cn)  
中国·上海·松江区金都西路588号 邮编: 201612 t (86-21) 61915666 f (86-21) 61915678 [sgs.china@sgs.com](mailto:sgs.china@sgs.com)



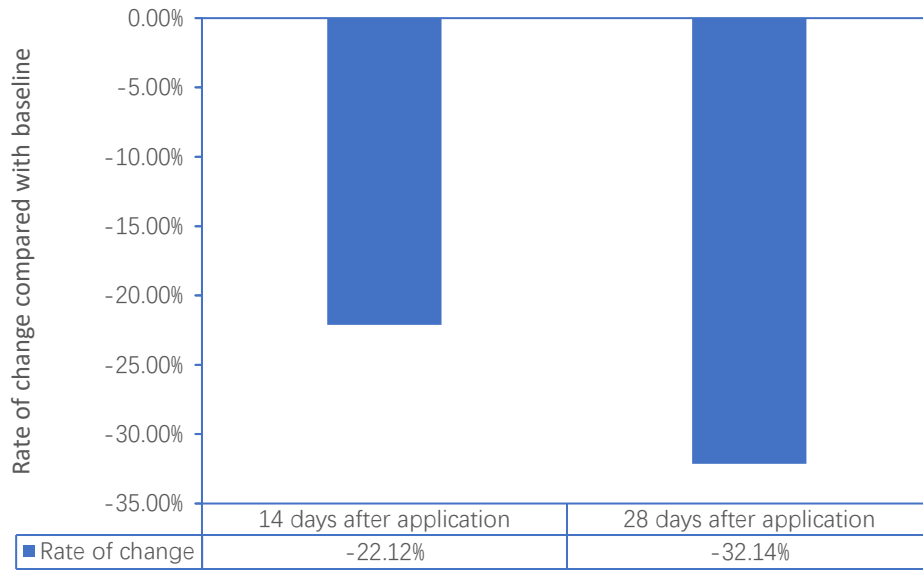


Fig.2.15 Rate of change of length of wrinkles

$\text{Rate of change} = (\text{analysis value after application} - \text{analysis value before application}) \div \text{analysis value before application} \times 100\%$

Comparing with baseline:

14 days after application, average depth of wrinkles of test area decreased by 6.07% significantly, number of wrinkles of test area decreased by 19.49% significantly, volume of wrinkles of test area decreased by 22.69% significantly, area of wrinkles of test area decreased by 20.93% significantly, length of wrinkles of test area decreased by 22.12% significantly.

28 days after application, average depth of wrinkles of test area decreased by 9.46% significantly, number of wrinkles of test area decreased by 27.12% significantly, volume of wrinkles of test area decreased by 33.30% significantly, area of wrinkles of test area decreased by 28.62% significantly, length of wrinkles of test area decreased by 32.14% significantly.



SGS-CTC (Shanghai) Co., Ltd.  
EEC Safety Lab

Unless otherwise agreed in writing, this document is issued by the Company subject to its General Conditions of Service printed overleaf, available on request or accessible at <https://www.sgs.com/en/Terms-and-Conditions>. Attention is drawn to the limitation of liability, indemnification and jurisdiction issues defined therein. Any holder of this document is advised that information contained hereon reflects the Company's findings at the time of its intervention only and within the limits of Client's instructions, if any. The Company's sole responsibility is to its Client and this document does not exonerate parties to a transaction from exercising all their rights and obligations under the transaction documents. This document cannot be reproduced except in full, without prior written approval of the Company. Any unauthorized alteration, forgery or falsification of the content or appearance of this document is unlawful and offenders may be prosecuted to the fullest extent of the law. Unless otherwise stated the results shown in this test report refer only to the sample(s) tested and such sample(s) are retained for 30 days only.

Attention: To check the authenticity of testing / inspection report & certificate, please contact us at telephone: (86-755) 8307 1443, or email: [CN.Doccheck@sgs.com](mailto:CN.Doccheck@sgs.com)

NO.588 West Jindu Road, Songjiang District, Shanghai, China 201612 t (86-21) 61915666 f (86-21) 61915678 [www.sgs.com.cn](http://www.sgs.com.cn)  
中国·上海·松江区金都西路588号 邮编: 201612 t (86-21) 61915666 f (86-21) 61915678 [sgs.china@sgs.com](mailto:sgs.china@sgs.com)

#### 4.3. Skin wrinkles (Primos CR) (Nasolabial fold)

Take image capture with Primos CR and analyze skin wrinkles. The smaller the skin wrinkles analysis value, the skin wrinkles had improvement.

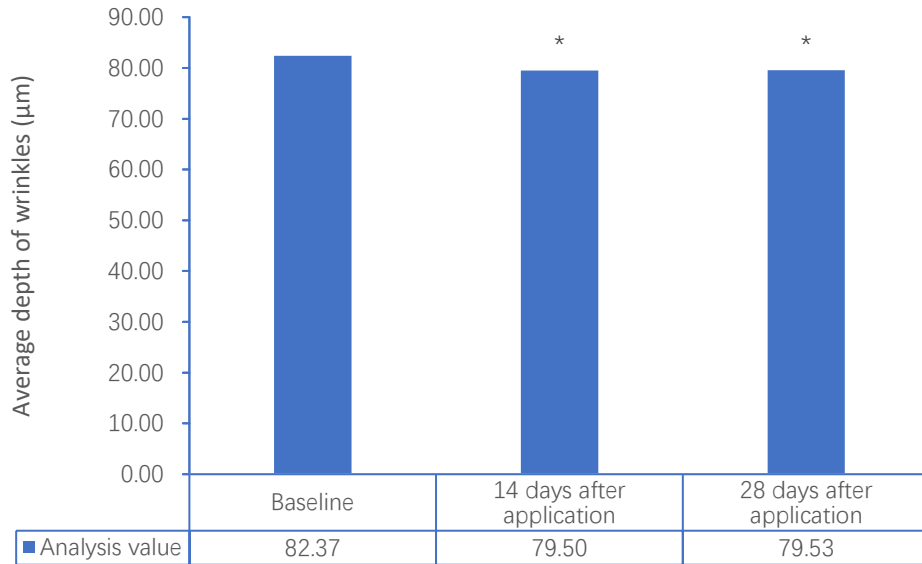


Fig.3.1 Average depth of wrinkles

Remarks: \* means there's a significant difference compared with baseline ( $p < 0.05$ )

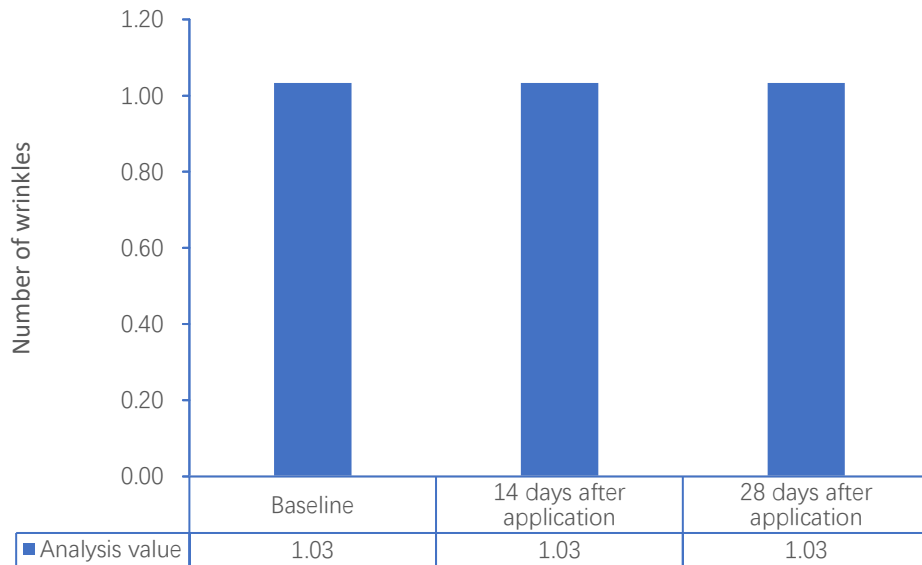


Fig.3.2 Number of wrinkles



Unless otherwise agreed in writing, this document is issued by the Company subject to its General Conditions of Service printed overleaf, available on request or accessible at <https://www.sgs.com/en/Terms-and-Conditions>. Attention is drawn to the limitation of liability, indemnification and jurisdiction issues defined therein. Any holder of this document is advised that information contained hereon reflects the Company's findings at the time of its intervention only and within the limits of Client's instructions, if any. The Company's sole responsibility is to its Client and this document does not exonerate parties to a transaction from exercising all their rights and obligations under the transaction documents. This document cannot be reproduced except in full, without prior written approval of the Company. Any unauthorized alteration, forgery or falsification of the content or appearance of this document is unlawful and offenders may be prosecuted to the fullest extent of the law. Unless otherwise stated the results shown in this test report refer only to the sample(s) tested and such sample(s) are retained for 30 days only.

Attention: To check the authenticity of testing / inspection report & certificate, please contact us at telephone: (86-755) 8307 1443, or email: [CN.Doccheck@sgs.com](mailto:CN.Doccheck@sgs.com)

NO.588 West Jindu Road, Songjiang District, Shanghai, China 201612 t (86-21) 61915666 f (86-21) 61915678 [www.sgs.com.cn](http://www.sgs.com.cn)  
中国·上海·松江区金都西路588号 邮编: 201612 t (86-21) 61915666 f (86-21) 61915678 [sgs.china@sgs.com](mailto:sgs.china@sgs.com)

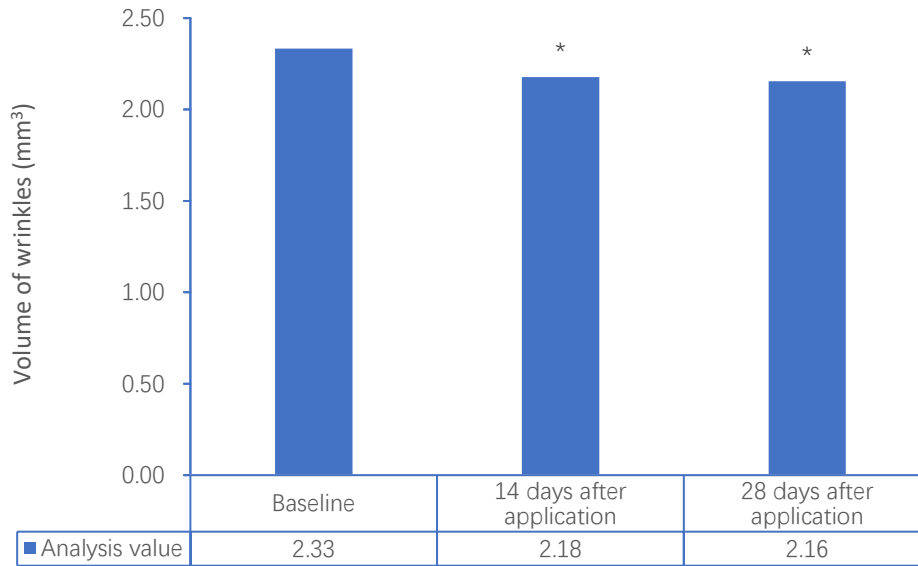


Fig.3.3 Volume of wrinkles

Remarks: \* means there's a significant difference compared with baseline ( $p < 0.05$ )

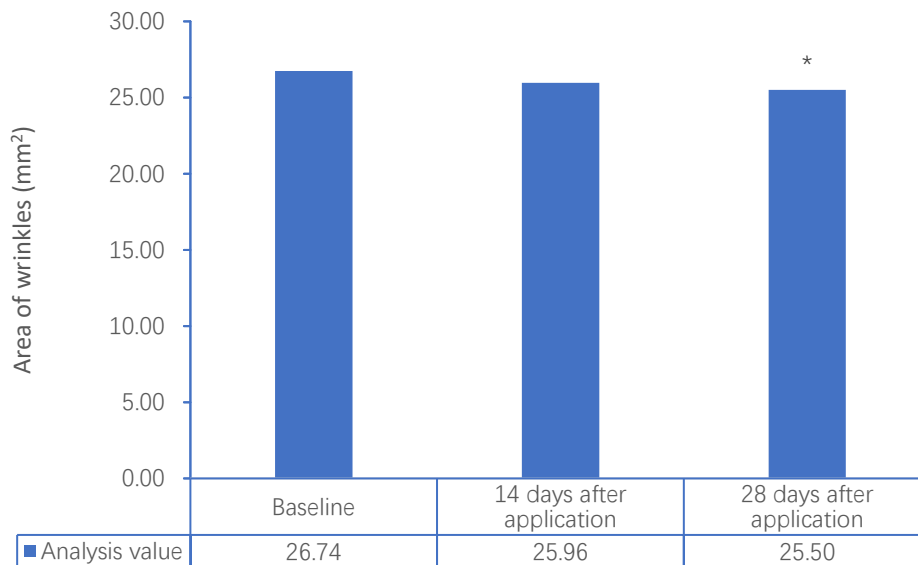


Fig.3.4 Area of wrinkles

Remarks: \* means there's a significant difference compared with baseline ( $p < 0.05$ )



Unless otherwise agreed in writing, this document is issued by the Company subject to its General Conditions of Service printed overleaf, available on request or accessible at <https://www.sgs.com/en/Terms-and-Conditions>. Attention is drawn to the limitation of liability, indemnification and jurisdiction issues defined therein. Any holder of this document is advised that information contained hereon reflects the Company's findings at the time of its intervention only and within the limits of Client's instructions, if any. The Company's sole responsibility is to its Client and this document does not exonerate parties to a transaction from exercising all their rights and obligations under the transaction documents. This document cannot be reproduced except in full, without prior written approval of the Company. Any unauthorized alteration, forgery or falsification of the content or appearance of this document is unlawful and offenders may be prosecuted to the fullest extent of the law. Unless otherwise stated the results shown in this test report refer only to the sample(s) tested and such sample(s) are retained for 30 days only.

Attention: To check the authenticity of testing / inspection report & certificate, please contact us at telephone: (86-755) 8307 1443, or email: [CN.Doccheck@sgs.com](mailto:CN.Doccheck@sgs.com)

NO.588 West Jindu Road, Songjiang District, Shanghai, China 201612 t (86-21) 61915666 f (86-21) 61915678 [www.sgs.com](http://www.sgs.com)  
中国·上海·松江区金都西路588号 邮编: 201612 t (86-21) 61915666 f (86-21) 61915678 [sgs.china@sgs.com](mailto:sgs.china@sgs.com)



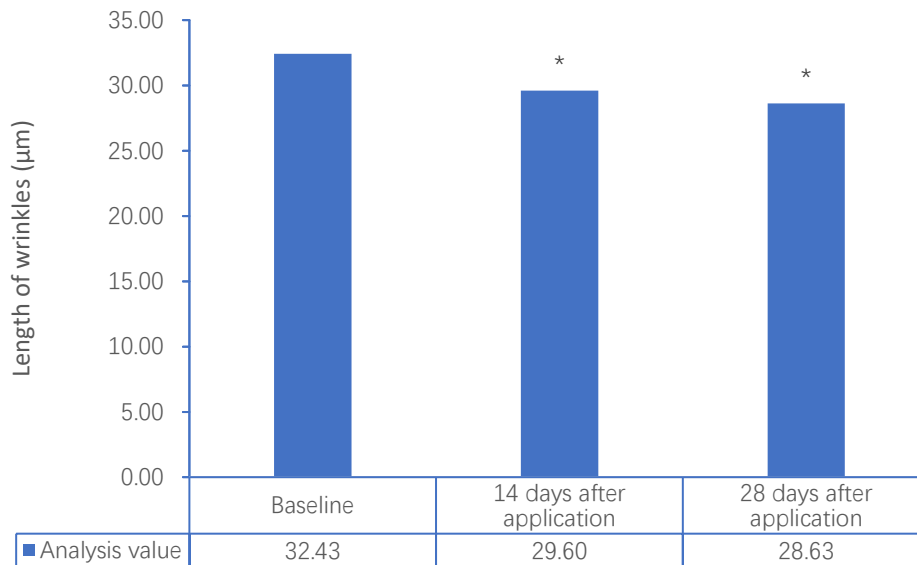


Fig.3.5 Length of wrinkles

Remarks: \* means there's a significant difference compared with baseline ( $p < 0.05$ )

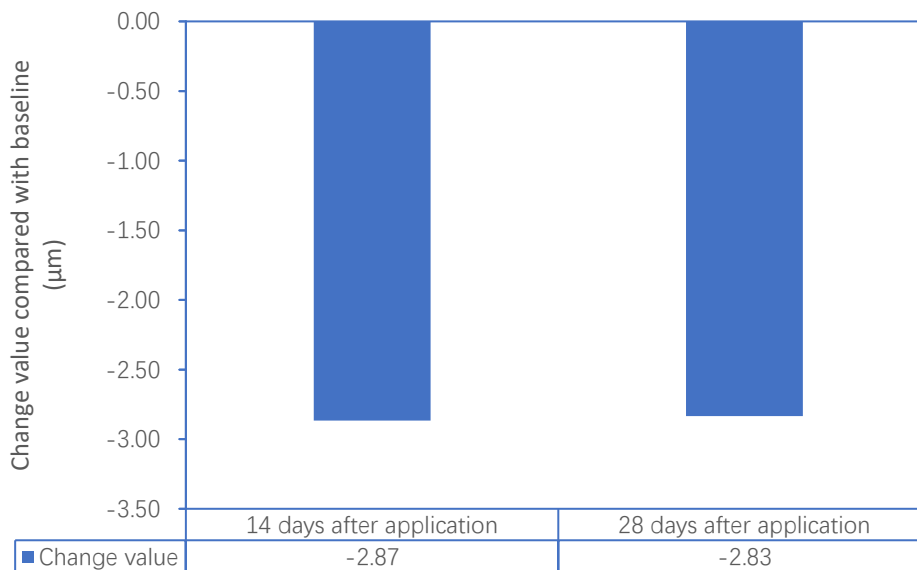


Fig.3.6 Change of average depth of wrinkles



Unless otherwise agreed in writing, this document is issued by the Company subject to its General Conditions of Service printed overleaf, available on request or accessible at <https://www.sgs.com/en/Terms-and-Conditions>. Attention is drawn to the limitation of liability, indemnification and jurisdiction issues defined therein. Any holder of this document is advised that information contained hereon reflects the Company's findings at the time of its intervention only and within the limits of Client's instructions, if any. The Company's sole responsibility is to its Client and this document does not exonerate parties to a transaction from exercising all their rights and obligations under the transaction documents. This document cannot be reproduced except in full, without prior written approval of the Company. Any unauthorized alteration, forgery or falsification of the content or appearance of this document is unlawful and offenders may be prosecuted to the fullest extent of the law. Unless otherwise stated the results shown in this test report refer only to the sample(s) tested and such sample(s) are retained for 30 days only.

Attention: To check the authenticity of testing / inspection report & certificate, please contact us at telephone: (86-755) 8307 1443, or email: [CN.Doccheck@sgs.com](mailto:CN.Doccheck@sgs.com)

NO.588 West Jindu Road, Songjiang District, Shanghai, China 201612 t (86-21) 61915666 f (86-21) 61915678 [www.sgs.com.cn](http://www.sgs.com.cn)  
中国·上海·松江区金都西路588号 邮编: 201612 t (86-21) 61915666 f (86-21) 61915678 [sgs.china@sgs.com](mailto:sgs.china@sgs.com)

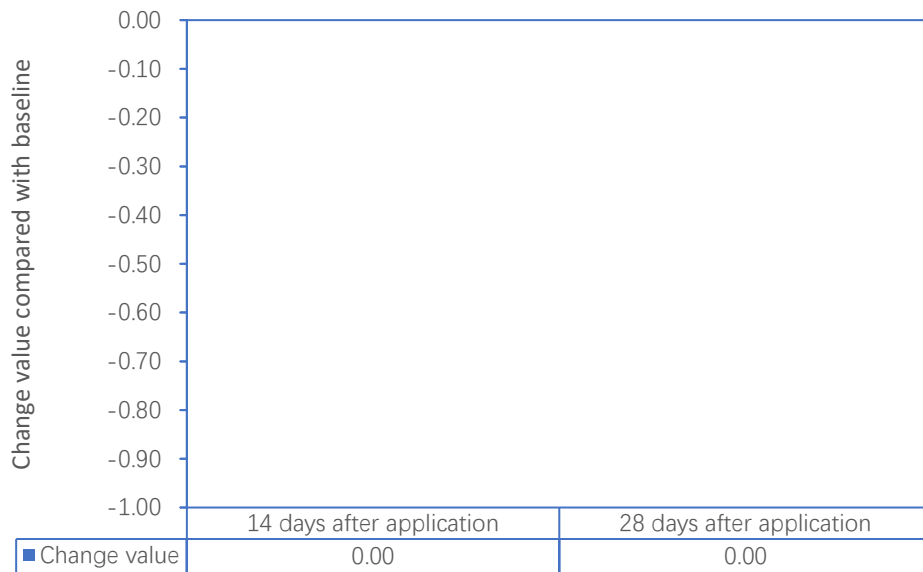


Fig.3.7 Change of number of wrinkles

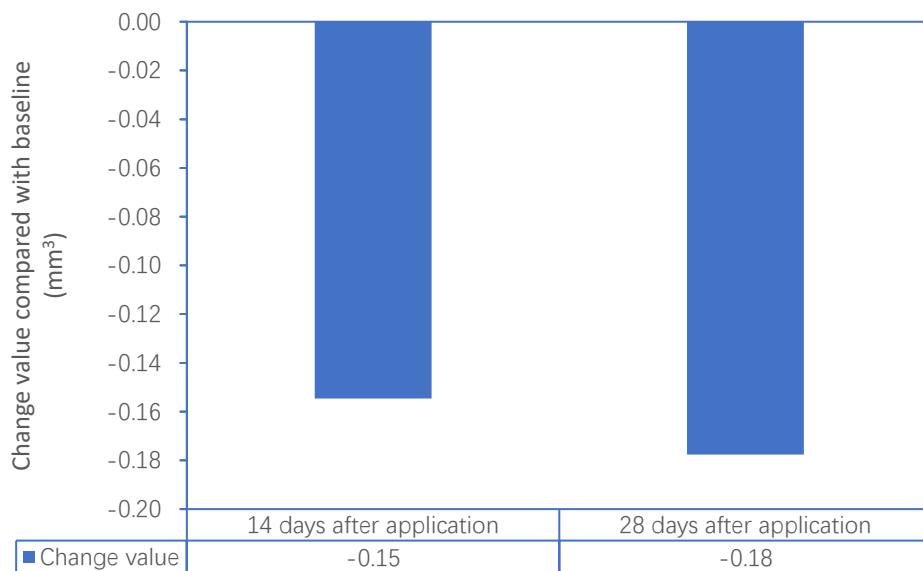


Fig.3.8 Change of volume of wrinkles



Unless otherwise agreed in writing, this document is issued by the Company subject to its General Conditions of Service printed overleaf, available on request or accessible at <https://www.sgs.com/en/Terms-and-Conditions>. Attention is drawn to the limitation of liability, indemnification and jurisdiction issues defined therein. Any holder of this document is advised that information contained hereon reflects the Company's findings at the time of its intervention only and within the limits of Client's instructions, if any. The Company's sole responsibility is to its Client and this document does not exonerate parties to a transaction from exercising all their rights and obligations under the transaction documents. This document cannot be reproduced except in full, without prior written approval of the Company. Any unauthorized alteration, forgery or falsification of the content or appearance of this document is unlawful and offenders may be prosecuted to the fullest extent of the law. Unless otherwise stated the results shown in this test report refer only to the sample(s) tested and such sample(s) are retained for 30 days only.

Attention: To check the authenticity of testing / inspection report & certificate, please contact us at telephone: (86-755) 8307 1443, or email: [CN.Doccheck@sgs.com](mailto:CN.Doccheck@sgs.com)

NO.588 West Jindu Road, Songjiang District, Shanghai, China 201612 t (86-21) 61915666 f (86-21) 61915678 [www.sgs.com.cn](http://www.sgs.com.cn)  
中国·上海·松江区金都西路588号 邮编: 201612 t (86-21) 61915666 f (86-21) 61915678 [sgs.china@sgs.com](mailto:sgs.china@sgs.com)

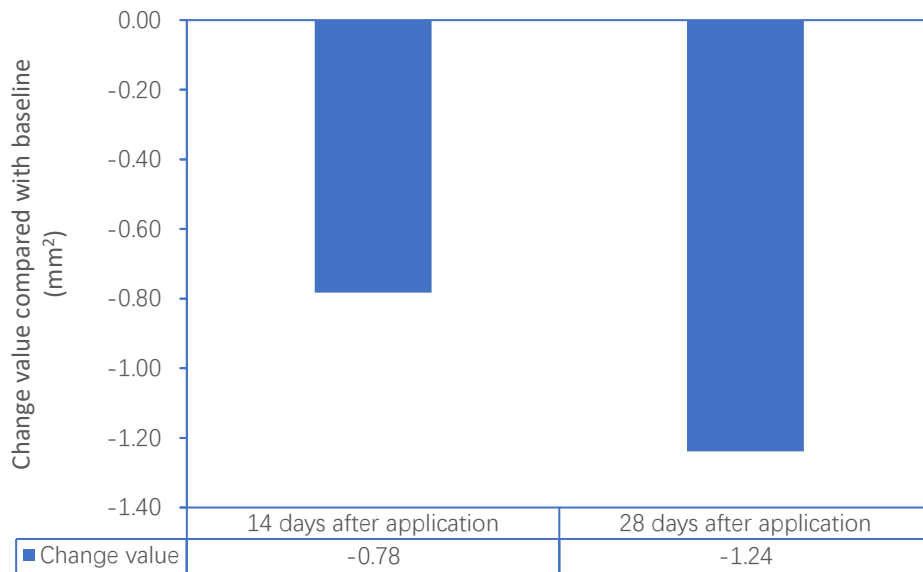


Fig.3.9 Change of area of wrinkles

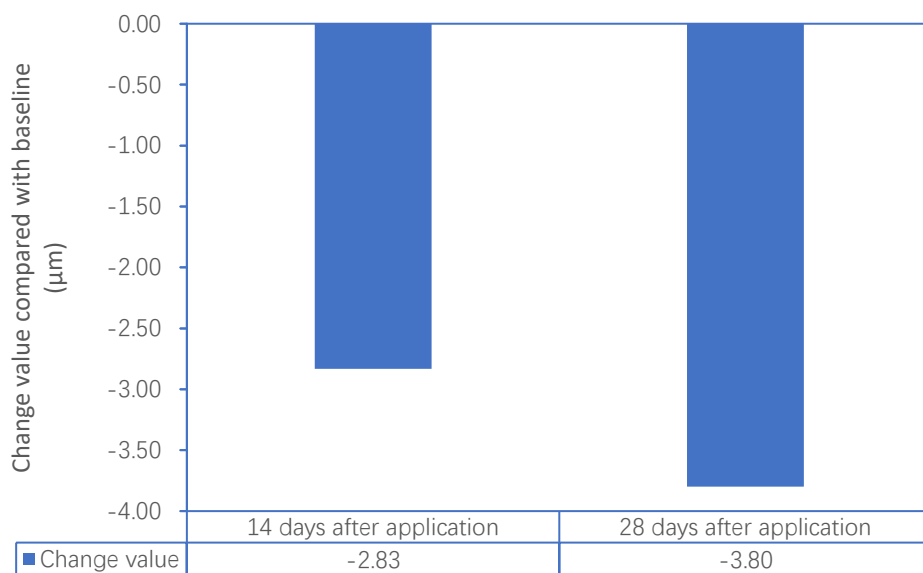


Fig.3.10 Change of length of wrinkles



Unless otherwise agreed in writing, this document is issued by the Company subject to its General Conditions of Service printed overleaf, available on request or accessible at <https://www.sgs.com/en/Terms-and-Conditions>. Attention is drawn to the limitation of liability, indemnification and jurisdiction issues defined therein. Any holder of this document is advised that information contained hereon reflects the Company's findings at the time of its intervention only and within the limits of Client's instructions, if any. The Company's sole responsibility is to its Client and this document does not exonerate parties to a transaction from exercising all their rights and obligations under the transaction documents. This document cannot be reproduced except in full, without prior written approval of the Company. Any unauthorized alteration, forgery or falsification of the content or appearance of this document is unlawful and offenders may be prosecuted to the fullest extent of the law. Unless otherwise stated the results shown in this test report refer only to the sample(s) tested and such sample(s) are retained for 30 days only.

Attention: To check the authenticity of testing / inspection report & certificate, please contact us at telephone: (86-755) 8307 1443, or email: [CN.Doccheck@sgs.com](mailto:CN.Doccheck@sgs.com)

NO.588 West Jindu Road, Songjiang District, Shanghai, China 201612 t (86-21) 61915666 f (86-21) 61915678 [www.sgs.com](http://www.sgs.com)  
 中国·上海·松江区金都西路588号 邮编: 201612 t (86-21) 61915666 f (86-21) 61915678 [sgs.china@sgs.com](mailto:sgs.china@sgs.com)



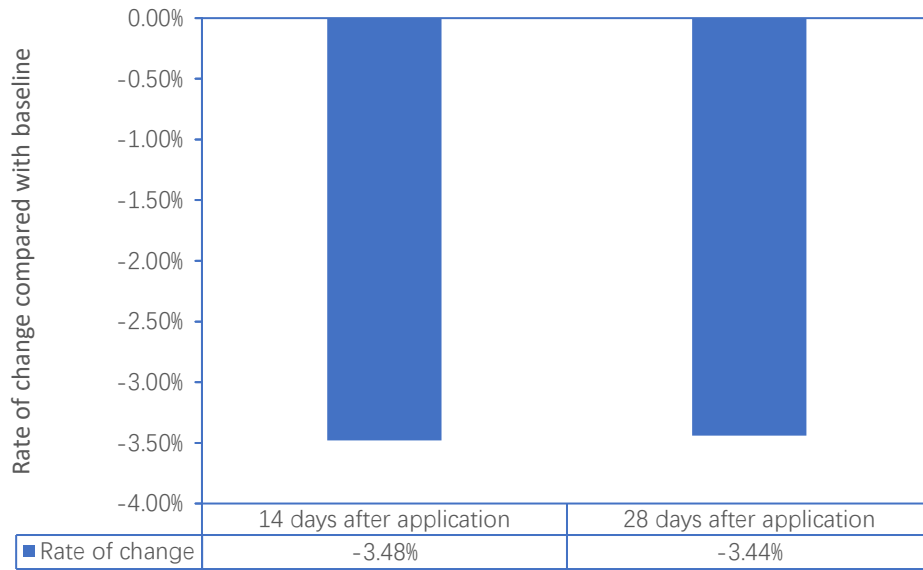


Fig.3.11 Rate of change of average depth of wrinkles

$\text{Rate of change} = (\text{analysis value after application} - \text{analysis value before application}) \div \text{analysis value before application} \times 100\%$

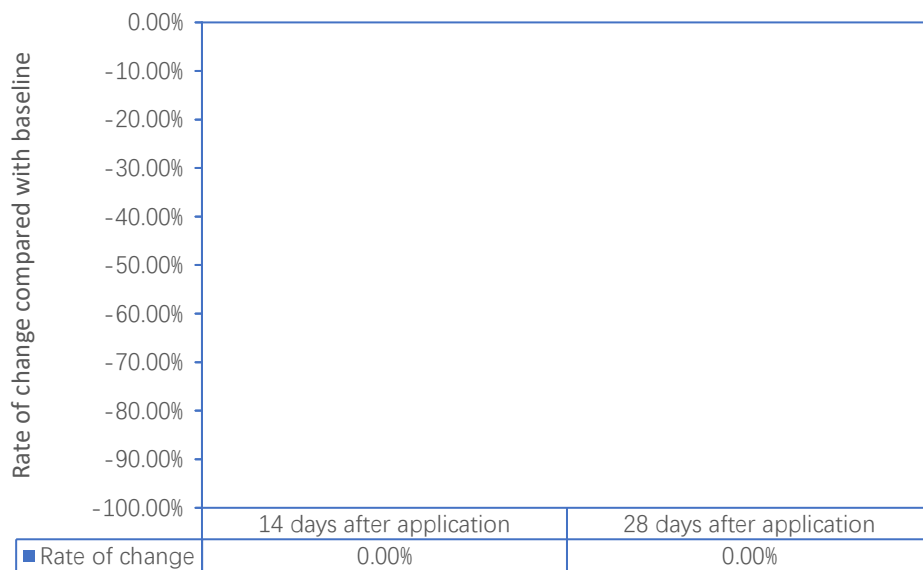


Fig.3.12 Rate of change of number of wrinkles

$\text{Rate of change} = (\text{analysis value after application} - \text{analysis value before application}) \div \text{analysis value before application} \times 100\%$



Unless otherwise agreed in writing, this document is issued by the Company subject to its General Conditions of Service printed overleaf, available on request or accessible at <https://www.sgs.com/en/Terms-and-Conditions>. Attention is drawn to the limitation of liability, indemnification and jurisdiction issues defined therein. Any holder of this document is advised that information contained hereon reflects the Company's findings at the time of its intervention only and within the limits of Client's instructions, if any. The Company's sole responsibility is to its Client and this document does not exonerate parties to a transaction from exercising all their rights and obligations under the transaction documents. This document cannot be reproduced except in full, without prior written approval of the Company. Any unauthorized alteration, forgery or falsification of the content or appearance of this document is unlawful and offenders may be prosecuted to the fullest extent of the law. Unless otherwise stated the results shown in this test report refer only to the sample(s) tested and such sample(s) are retained for 30 days only.

Attention: To check the authenticity of testing / inspection report & certificate, please contact us at telephone: (86-755) 8307 1443, or email: [CN.Doccheck@sgs.com](mailto:CN.Doccheck@sgs.com)

NO.588 West Jindu Road, Songjiang District, Shanghai, China 201612 t (86-21) 61915666 f (86-21) 61915678 www.sgs.com.cn  
中国·上海·松江区金都西路588号 邮编: 201612 t (86-21) 61915666 f (86-21) 61915678 sgs.china@sgs.com

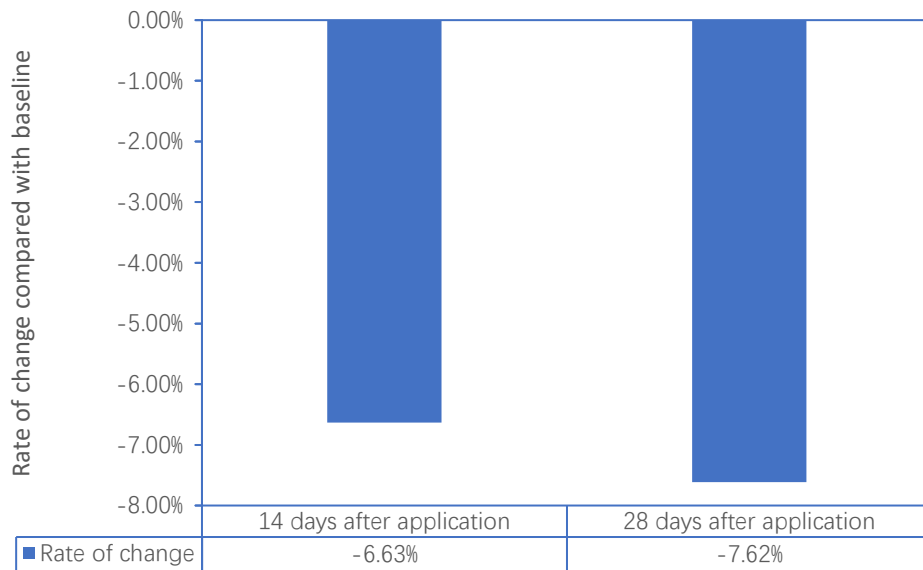


Fig.3.13 Rate of change of volume of wrinkles

$\text{Rate of change} = (\text{analysis value after application} - \text{analysis value before application}) \div \text{analysis value before application} \times 100\%$

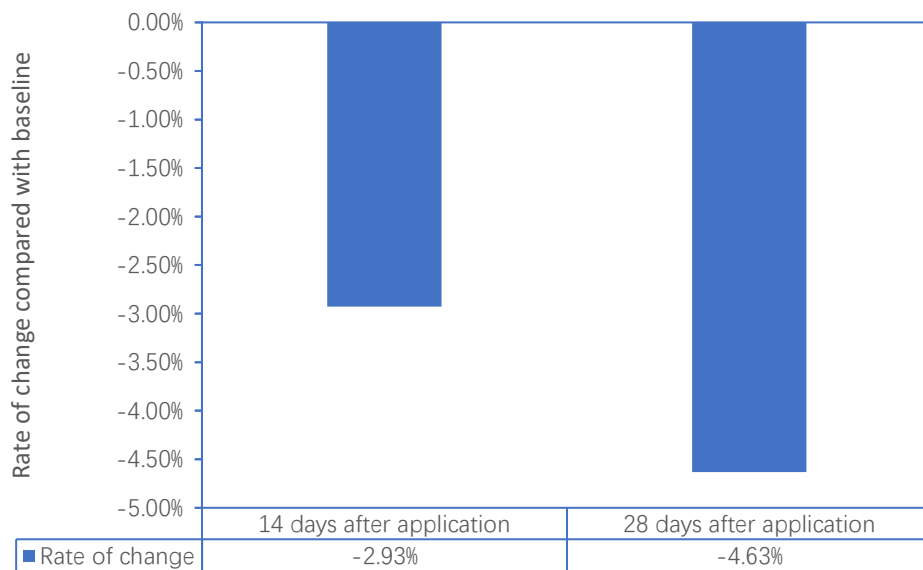


Fig.3.14 Rate of change of area of wrinkles

$\text{Rate of change} = (\text{analysis value after application} - \text{analysis value before application}) \div \text{analysis value before application} \times 100\%$



Unless otherwise agreed in writing, this document is issued by the Company subject to its General Conditions of Service printed overleaf, available on request or accessible at <https://www.sgs.com/en/Terms-and-Conditions>. Attention is drawn to the limitation of liability, indemnification and jurisdiction issues defined therein. Any holder of this document is advised that information contained hereon reflects the Company's findings at the time of its intervention only and within the limits of Client's instructions, if any. The Company's sole responsibility is to its Client and this document does not exonerate parties to a transaction from exercising all their rights and obligations under the transaction documents. This document cannot be reproduced except in full, without prior written approval of the Company. Any unauthorized alteration, forgery or falsification of the content or appearance of this document is unlawful and offenders may be prosecuted to the fullest extent of the law. Unless otherwise stated the results shown in this test report refer only to the sample(s) tested and such sample(s) are retained for 30 days only.

Attention: To check the authenticity of testing / inspection report & certificate, please contact us at telephone: (86-755) 8307 1443, or email: [CN.Doccheck@sgs.com](mailto:CN.Doccheck@sgs.com)

NO.588 West Jindu Road, Songjiang District, Shanghai, China 201612 t (86-21) 61915666 f (86-21) 61915678 [www.sgs.com.cn](http://www.sgs.com.cn)  
中国·上海·松江区金都西路588号 邮编: 201612 t (86-21) 61915666 f (86-21) 61915678 [sgs.china@sgs.com](mailto:sgs.china@sgs.com)

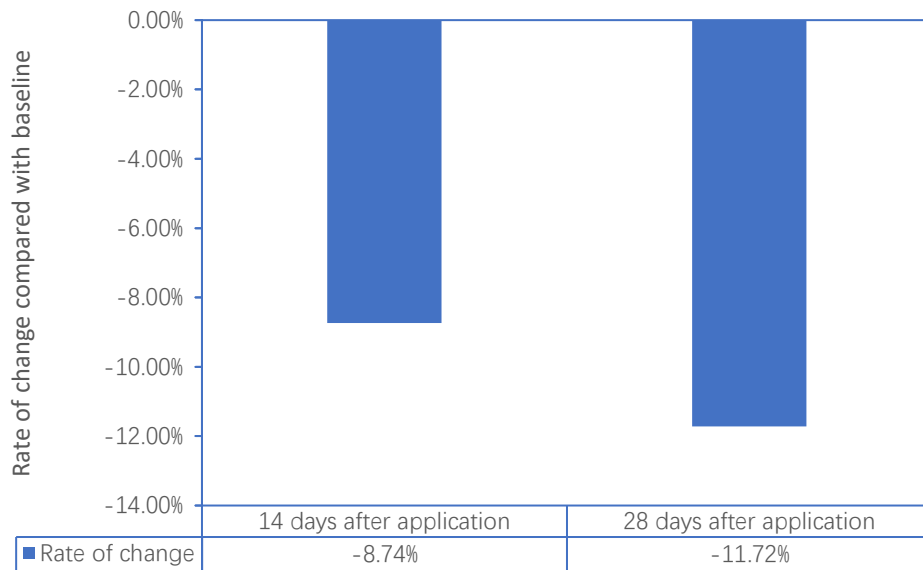


Fig.3.15 Rate of change of length of wrinkles

$\text{Rate of change} = (\text{analysis value after application} - \text{analysis value before application}) \div \text{analysis value before application} \times 100\%$

Comparing with baseline:

14 days after application, average depth of wrinkles of test area decreased by 3.48% significantly, number of wrinkles of test area was no change, volume of wrinkles of test area decreased by 6.63% significantly, area of wrinkles of test area decreased by 2.93% non-significantly, length of wrinkles of test area decreased by 8.74% significantly.

28 days after application, average depth of wrinkles of test area decreased by 3.44% significantly, number of wrinkles of test area was no change, volume of wrinkles of test area decreased by 7.62% significantly, area of wrinkles of test area decreased by 4.63% significantly, length of wrinkles of test area decreased by 11.72% significantly.



SGS-CTC (Shanghai) Co., Ltd.  
EEC Safety Lab

Unless otherwise agreed in writing, this document is issued by the Company subject to its General Conditions of Service printed overleaf, available on request or accessible at <https://www.sgs.com/en/Terms-and-Conditions>. Attention is drawn to the limitation of liability, indemnification and jurisdiction issues defined therein. Any holder of this document is advised that information contained hereon reflects the Company's findings at the time of its intervention only and within the limits of Client's instructions, if any. The Company's sole responsibility is to its Client and this document does not exonerate parties to a transaction from exercising all their rights and obligations under the transaction documents. This document cannot be reproduced except in full, without prior written approval of the Company. Any unauthorized alteration, forgery or falsification of the content or appearance of this document is unlawful and offenders may be prosecuted to the fullest extent of the law. Unless otherwise stated the results shown in this test report refer only to the sample(s) tested and such sample(s) are retained for 30 days only.

Attention: To check the authenticity of testing / inspection report & certificate, please contact us at telephone: (86-755) 8307 1443, or email: [CN.Doccheck@sgs.com](mailto:CN.Doccheck@sgs.com)

NO.588 West Jindu Road, Songjiang District, Shanghai, China 201612 t (86-21) 61915666 f (86-21) 61915678 www.sgs.com.cn  
中国·上海·松江区金都西路588号 邮编: 201612 t (86-21) 61915666 f (86-21) 61915678 sgs.china@sgs.com

#### 4.4. Skin wrinkles (Primos CR) (Forehead)

Take image capture with Primos CR and analyze skin wrinkles. The smaller the skin wrinkles analysis value, the skin wrinkles had improvement.

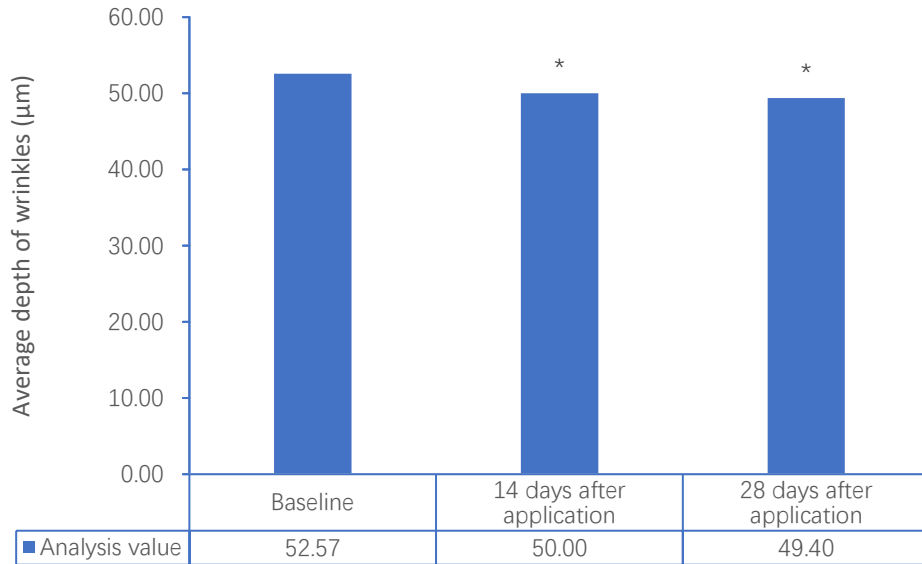


Fig.4.1 Average depth of wrinkles

Remarks: \* means there's a significant difference compared with baseline ( $p < 0.05$ )

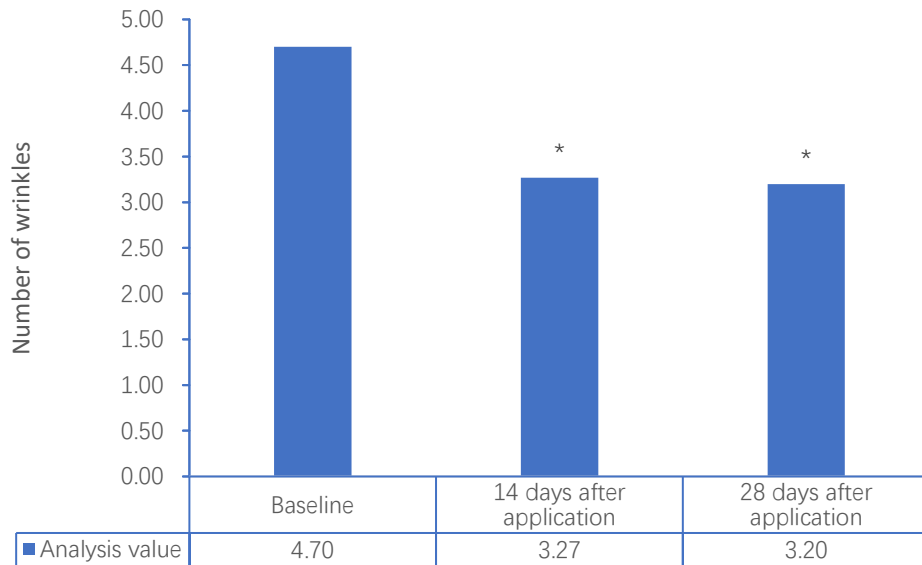


Fig.4.2 Number of wrinkles

Remarks: \* means there's a significant difference compared with baseline ( $p < 0.05$ )



Unless otherwise agreed in writing, this document is issued by the Company subject to its General Conditions of Service printed overleaf, available on request or accessible at <https://www.sgs.com/en/Terms-and-Conditions>. Attention is drawn to the limitation of liability, indemnification and jurisdiction issues defined therein. Any holder of this document is advised that information contained hereon reflects the Company's findings at the time of its intervention only and within the limits of Client's instructions, if any. The Company's sole responsibility is to its Client and this document does not exonerate parties to a transaction from exercising all their rights and obligations under the transaction documents. This document cannot be reproduced except in full, without prior written approval of the Company. Any unauthorized alteration, forgery or falsification of the content or appearance of this document is unlawful and offenders may be prosecuted to the fullest extent of the law. Unless otherwise stated the results shown in this test report refer only to the sample(s) tested and such sample(s) are retained for 30 days only.

Attention: To check the authenticity of testing / inspection report & certificate, please contact us at telephone: (86-755) 8307 1443, or email: [CN.Doccheck@sgs.com](mailto:CN.Doccheck@sgs.com)

NO.588 West Jindu Road, Songjiang District, Shanghai, China 201612 t (86-21) 61915666 f (86-21) 61915678 [www.sgs.com](http://www.sgs.com)  
中国·上海·松江区金都西路588号 邮编: 201612 t (86-21) 61915666 f (86-21) 61915678 [sgs.china@sgs.com](mailto:sgs.china@sgs.com)



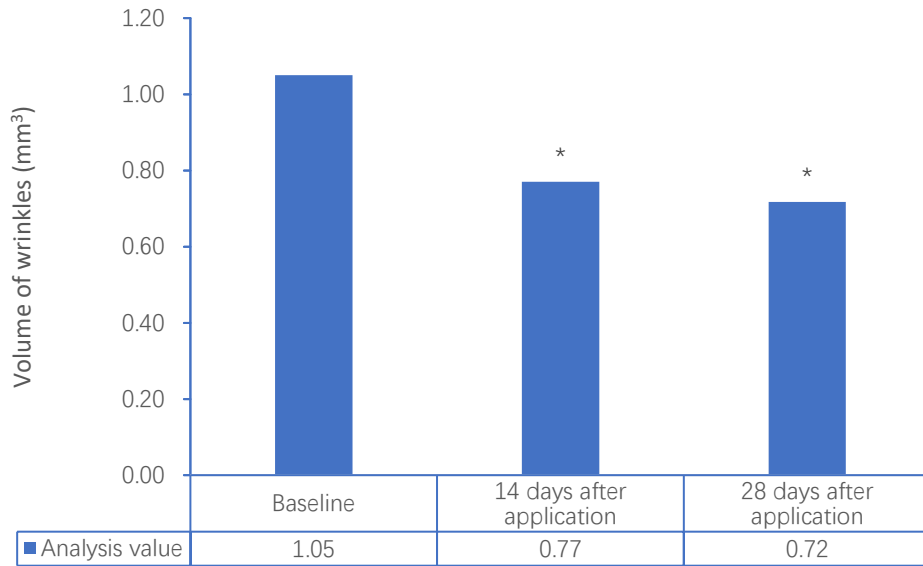


Fig.4.3 Volume of wrinkles

Remarks: \* means there's a significant difference compared with baseline ( $p < 0.05$ )

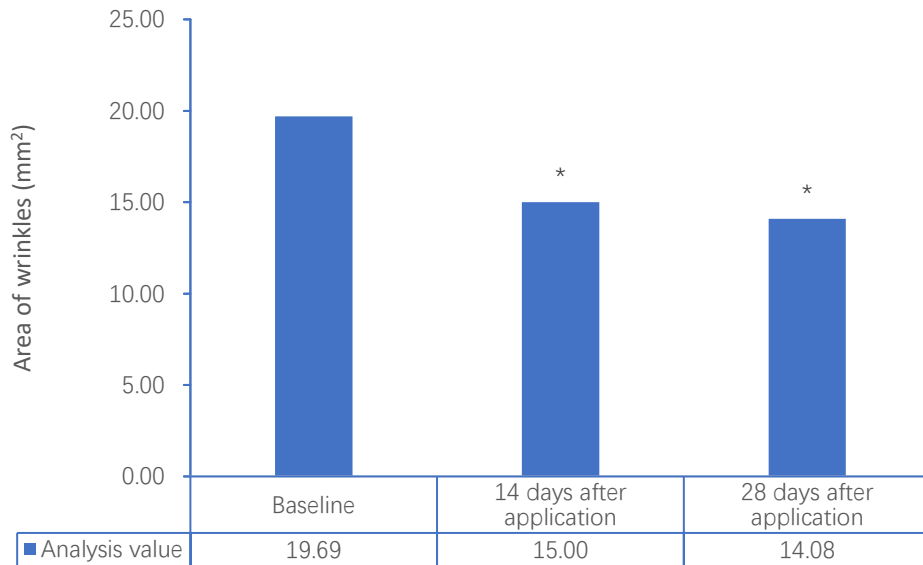


Fig.4.4 Area of wrinkles

Remarks: \* means there's a significant difference compared with baseline ( $p < 0.05$ )



Unless otherwise agreed in writing, this document is issued by the Company subject to its General Conditions of Service printed overleaf, available on request or accessible at <https://www.sgs.com/en/Terms-and-Conditions>. Attention is drawn to the limitation of liability, indemnification and jurisdiction issues defined therein. Any holder of this document is advised that information contained hereon reflects the Company's findings at the time of its intervention only and within the limits of Client's instructions, if any. The Company's sole responsibility is to its Client and this document does not exonerate parties to a transaction from exercising all their rights and obligations under the transaction documents. This document cannot be reproduced except in full, without prior written approval of the Company. Any unauthorized alteration, forgery or falsification of the content or appearance of this document is unlawful and offenders may be prosecuted to the fullest extent of the law. Unless otherwise stated the results shown in this test report refer only to the sample(s) tested and such sample(s) are retained for 30 days only.

Attention: To check the authenticity of testing / inspection report & certificate, please contact us at telephone: (86-755) 8307 1443, or email: [CN.Doccheck@sgs.com](mailto:CN.Doccheck@sgs.com)

NO.588 West Jindu Road, Songjiang District, Shanghai, China 201612 t (86-21) 61915666 f (86-21) 61915678 [www.sgsgroup.com.cn](http://www.sgsgroup.com.cn)  
中国·上海·松江区金都西路588号 邮编: 201612 t (86-21) 61915666 f (86-21) 61915678 [sgs.china@sgs.com](mailto:sgs.china@sgs.com)

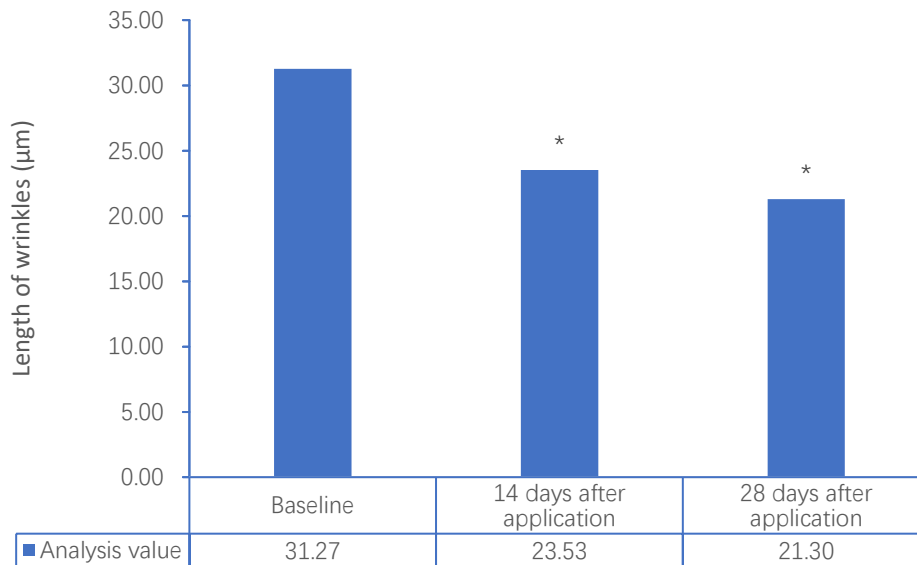


Fig.4.5 Length of wrinkles

Remarks: \* means there's a significant difference compared with baseline ( $p < 0.05$ )

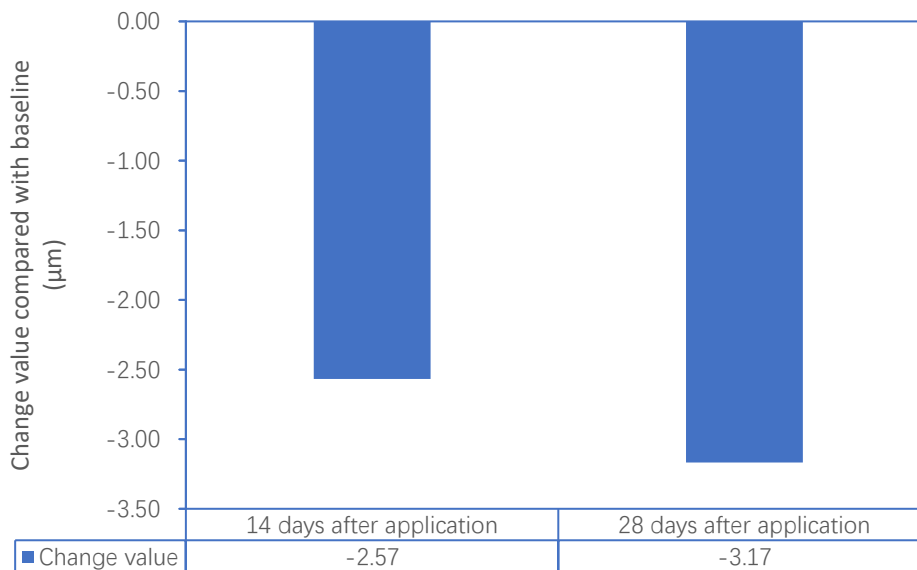


Fig.4.6 Change of average depth of wrinkles



Unless otherwise agreed in writing, this document is issued by the Company subject to its General Conditions of Service printed overleaf, available on request or accessible at <https://www.sgs.com/en/Terms-and-Conditions>. Attention is drawn to the limitation of liability, indemnification and jurisdiction issues defined therein. Any holder of this document is advised that information contained hereon reflects the Company's findings at the time of its intervention only and within the limits of Client's instructions, if any. The Company's sole responsibility is to its Client and this document does not exonerate parties to a transaction from exercising all their rights and obligations under the transaction documents. This document cannot be reproduced except in full, without prior written approval of the Company. Any unauthorized alteration, forgery or falsification of the content or appearance of this document is unlawful and offenders may be prosecuted to the fullest extent of the law. Unless otherwise stated the results shown in this test report refer only to the sample(s) tested and such sample(s) are retained for 30 days only.

Attention: To check the authenticity of testing / inspection report & certificate, please contact us at telephone: (86-755) 8307 1443, or email: [CN.Doccheck@sgs.com](mailto:CN.Doccheck@sgs.com)

NO.588 West Jindu Road, Songjiang District, Shanghai, China 201612 t (86-21) 61915666 f (86-21) 61915678 [www.sgs.com.cn](http://www.sgs.com.cn)  
中国·上海·松江区金都西路588号 邮编: 201612 t (86-21) 61915666 f (86-21) 61915678 [sgs.china@sgs.com](mailto:sgs.china@sgs.com)

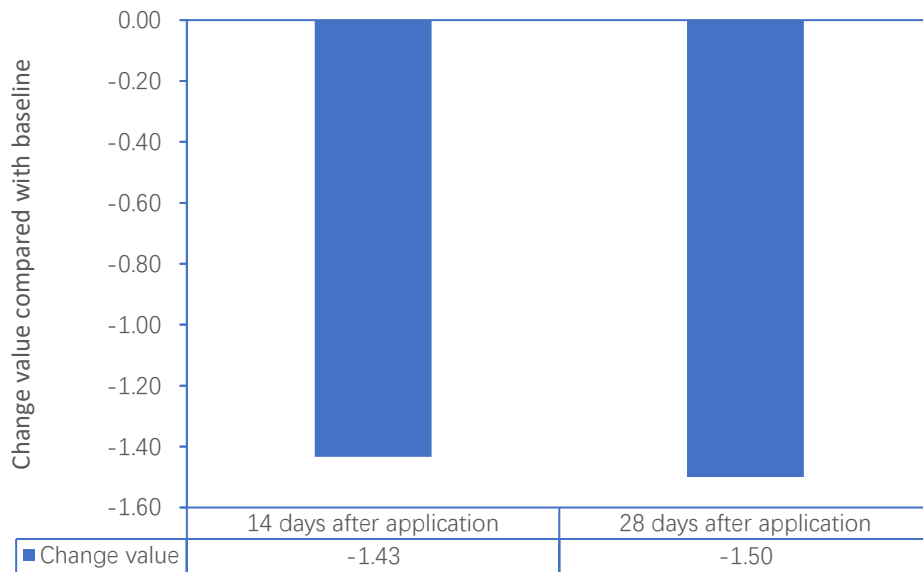


Fig.4.7 Change of number of wrinkles

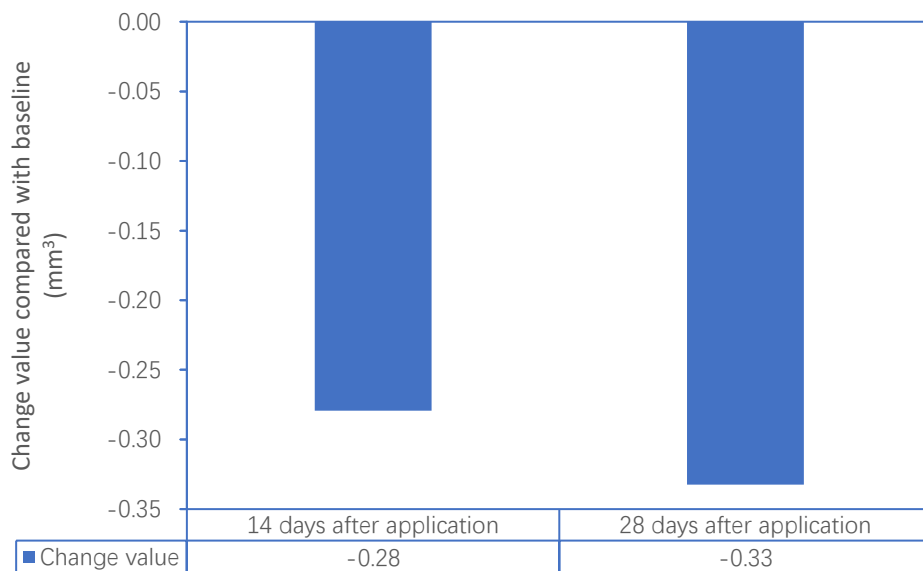


Fig.4.8 Change of volume of wrinkles



Unless otherwise agreed in writing, this document is issued by the Company subject to its General Conditions of Service printed overleaf, available on request or accessible at <https://www.sgs.com/en/Terms-and-Conditions>. Attention is drawn to the limitation of liability, indemnification and jurisdiction issues defined therein. Any holder of this document is advised that information contained hereon reflects the Company's findings at the time of its intervention only and within the limits of Client's instructions, if any. The Company's sole responsibility is to its Client and this document does not exonerate parties to a transaction from exercising all their rights and obligations under the transaction documents. This document cannot be reproduced except in full, without prior written approval of the Company. Any unauthorized alteration, forgery or falsification of the content or appearance of this document is unlawful and offenders may be prosecuted to the fullest extent of the law. Unless otherwise stated the results shown in this test report refer only to the sample(s) tested and such sample(s) are retained for 30 days only.

Attention: To check the authenticity of testing / inspection report & certificate, please contact us at telephone: (86-755) 8307 1443, or email: [CN.Doccheck@sgs.com](mailto:CN.Doccheck@sgs.com)

NO.588 West Jindu Road, Songjiang District, Shanghai, China 201612 t (86-21) 61915666 f (86-21) 61915678 [www.sgs.com.cn](http://www.sgs.com.cn)  
中国·上海·松江区金都西路588号 邮编: 201612 t (86-21) 61915666 f (86-21) 61915678 [sgs.china@sgs.com](mailto:sgs.china@sgs.com)

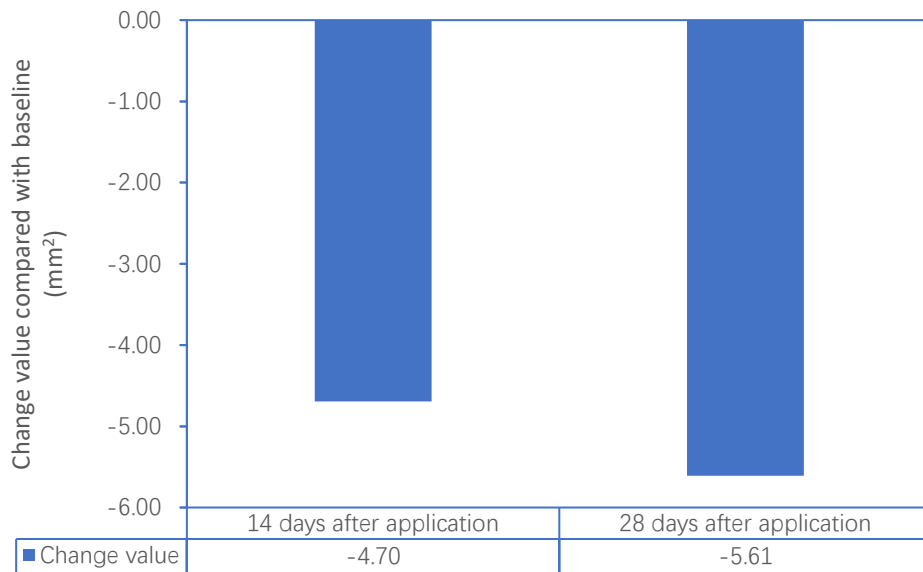


Fig.4.9 Change of area of wrinkles

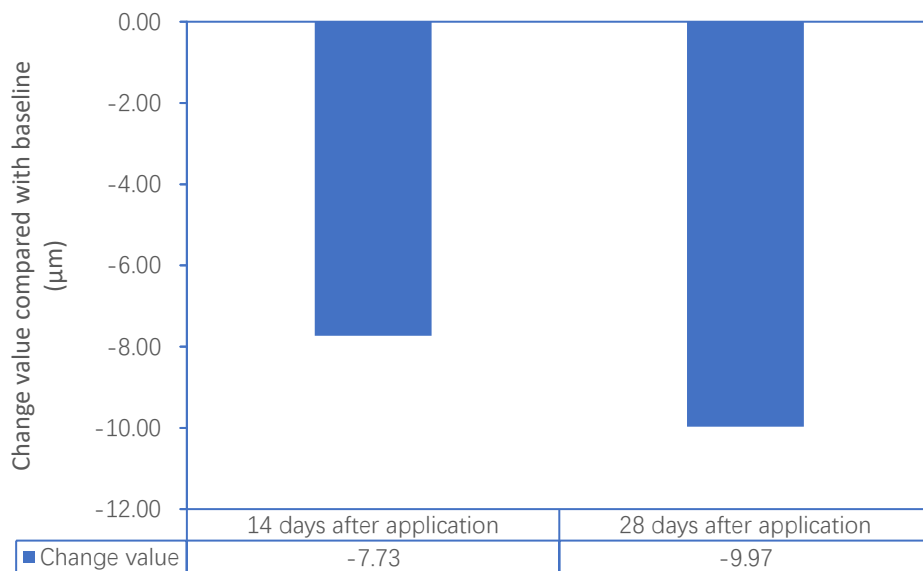


Fig.4.10 Change of length of wrinkles



Unless otherwise agreed in writing, this document is issued by the Company subject to its General Conditions of Service printed overleaf, available on request or accessible at <https://www.sgs.com/en/Terms-and-Conditions>. Attention is drawn to the limitation of liability, indemnification and jurisdiction issues defined therein. Any holder of this document is advised that information contained hereon reflects the Company's findings at the time of its intervention only and within the limits of Client's instructions, if any. The Company's sole responsibility is to its Client and this document does not exonerate parties to a transaction from exercising all their rights and obligations under the transaction documents. This document cannot be reproduced except in full, without prior written approval of the Company. Any unauthorized alteration, forgery or falsification of the content or appearance of this document is unlawful and offenders may be prosecuted to the fullest extent of the law. Unless otherwise stated the results shown in this test report refer only to the sample(s) tested and such sample(s) are retained for 30 days only.

Attention: To check the authenticity of testing / inspection report & certificate, please contact us at telephone: (86-755) 8307 1443, or email: [CN.Doccheck@sgs.com](mailto:CN.Doccheck@sgs.com)

NO.588 West Jindu Road, Songjiang District, Shanghai, China 201612 t (86-21) 61915666 f (86-21) 61915678 www.sgsgroup.com.cn  
中国·上海·松江区金都西路588号 邮编: 201612 t (86-21) 61915666 f (86-21) 61915678 sgs.china@sgs.com



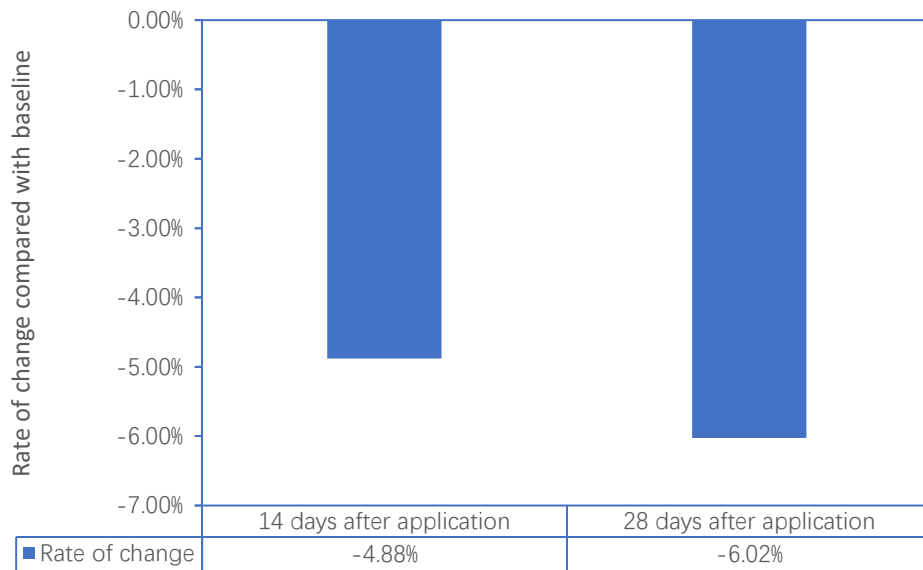


Fig.4.11 Rate of change of average depth of wrinkles

$\text{Rate of change} = (\text{analysis value after application} - \text{analysis value before application}) \div \text{analysis value before application} \times 100\%$

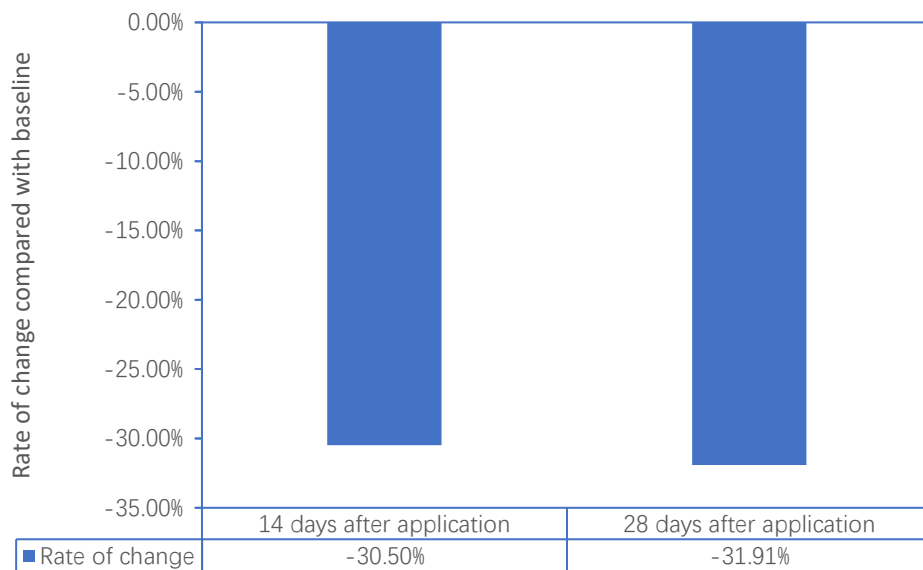


Fig.4.12 Rate of change of number of wrinkles

$\text{Rate of change} = (\text{analysis value after application} - \text{analysis value before application}) \div \text{analysis value before application} \times 100\%$



Unless otherwise agreed in writing, this document is issued by the Company subject to its General Conditions of Service printed overleaf, available on request or accessible at <https://www.sgs.com/en/Terms-and-Conditions>. Attention is drawn to the limitation of liability, indemnification and jurisdiction issues defined therein. Any holder of this document is advised that information contained hereon reflects the Company's findings at the time of its intervention only and within the limits of Client's instructions, if any. The Company's sole responsibility is to its Client and this document does not exonerate parties to a transaction from exercising all their rights and obligations under the transaction documents. This document cannot be reproduced except in full, without prior written approval of the Company. Any unauthorized alteration, forgery or falsification of the content or appearance of this document is unlawful and offenders may be prosecuted to the fullest extent of the law. Unless otherwise stated the results shown in this test report refer only to the sample(s) tested and such sample(s) are retained for 30 days only.

Attention: To check the authenticity of testing / inspection report & certificate, please contact us at telephone: (86-755) 8307 1443, or email: [CN.Doccheck@sgs.com](mailto:CN.Doccheck@sgs.com)

NO.588 West Jindu Road, Songjiang District, Shanghai, China 201612 t (86-21) 61915666 f (86-21) 61915678 [www.sgsgroup.com.cn](http://www.sgsgroup.com.cn)  
中国·上海·松江区金都西路588号 邮编: 201612 t (86-21) 61915666 f (86-21) 61915678 [sgs.china@sgs.com](mailto:sgs.china@sgs.com)

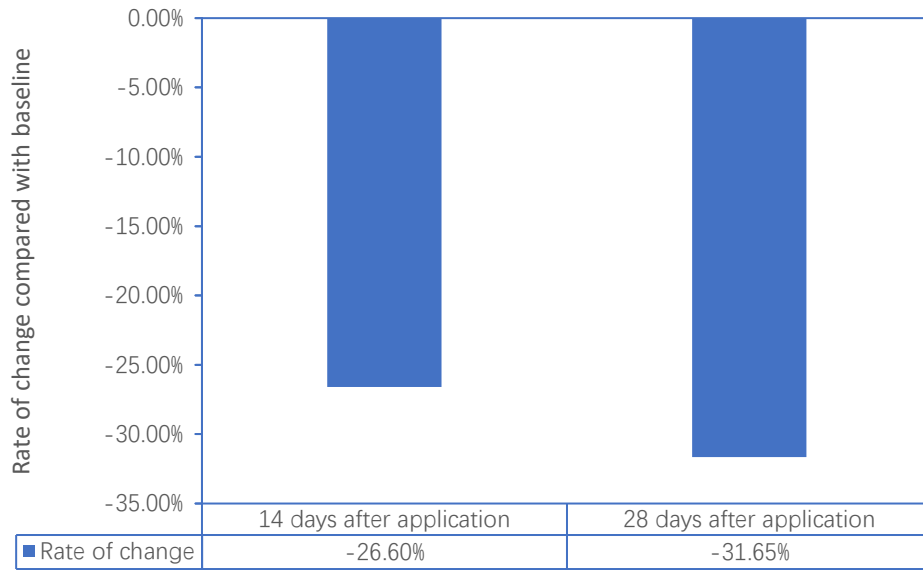


Fig.4.13 Rate of change of volume of wrinkles

$\text{Rate of change} = (\text{analysis value after application} - \text{analysis value before application}) \div \text{analysis value before application} \times 100\%$

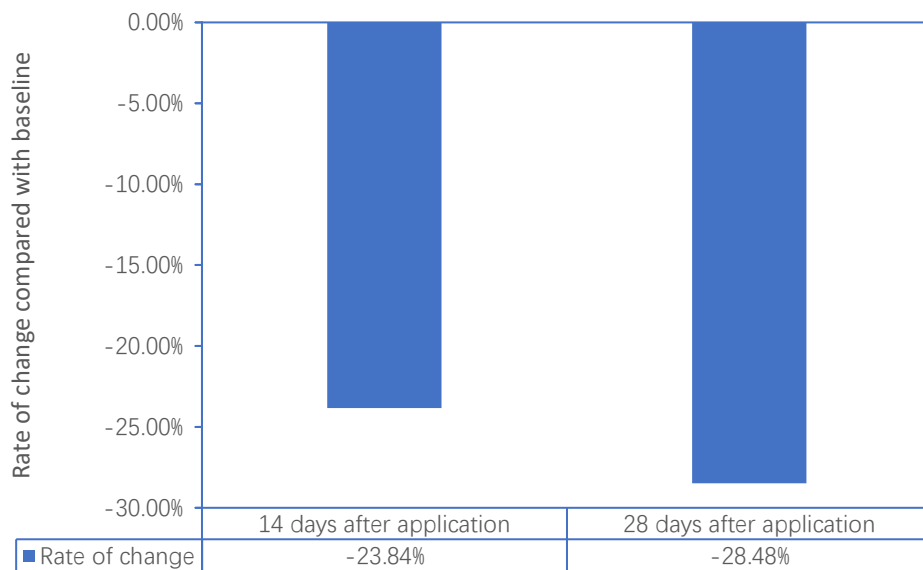


Fig.4.14 Rate of change of area of wrinkles

$\text{Rate of change} = (\text{analysis value after application} - \text{analysis value before application}) \div \text{analysis value before application} \times 100\%$



Unless otherwise agreed in writing, this document is issued by the Company subject to its General Conditions of Service printed overleaf, available on request or accessible at <https://www.sgs.com/en/Terms-and-Conditions>. Attention is drawn to the limitation of liability, indemnification and jurisdiction issues defined therein. Any holder of this document is advised that information contained hereon reflects the Company's findings at the time of its intervention only and within the limits of Client's instructions, if any. The Company's sole responsibility is to its Client and this document does not exonerate parties to a transaction from exercising all their rights and obligations under the transaction documents. This document cannot be reproduced except in full, without prior written approval of the Company. Any unauthorized alteration, forgery or falsification of the content or appearance of this document is unlawful and offenders may be prosecuted to the fullest extent of the law. Unless otherwise stated the results shown in this test report refer only to the sample(s) tested and such sample(s) are retained for 30 days only.

Attention: To check the authenticity of testing / inspection report & certificate, please contact us at telephone: (86-755) 8307 1443, or email: [CN.Doccheck@sgs.com](mailto:CN.Doccheck@sgs.com)

NO.588 West Jindu Road, Songjiang District, Shanghai, China 201612 t (86-21) 61915666 f (86-21) 61915678 [www.sgs.com](http://www.sgs.com)  
中国·上海·松江区金都西路588号 邮编: 201612 t (86-21) 61915666 f (86-21) 61915678 [sgs.china@sgs.com](mailto:sgs.china@sgs.com)

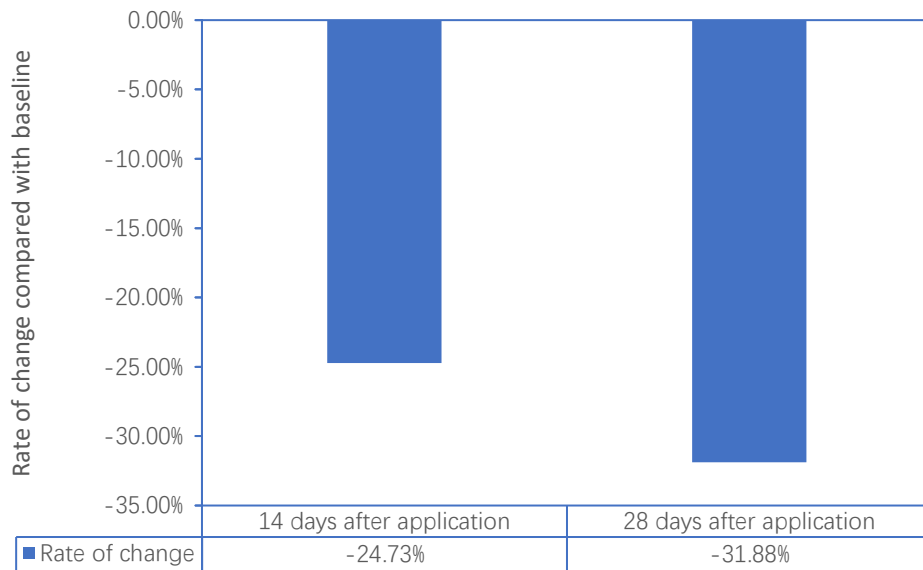


Fig.4.15 Rate of change of length of wrinkles

$\text{Rate of change} = (\text{analysis value after application} - \text{analysis value before application}) \div \text{analysis value before application} \times 100\%$

Comparing with baseline:

14 days after application, average depth of wrinkles of test area decreased by 4.88% significantly, number of wrinkles of test area decreased by 30.50% significantly, volume of wrinkles of test area decreased by 26.60% significantly, area of wrinkles of test area decreased by 23.84% significantly, length of wrinkles of test area decreased by 24.73% significantly.

28 days after application, average depth of wrinkles of test area decreased by 6.02% significantly, number of wrinkles of test area decreased by 31.91% significantly, volume of wrinkles of test area decreased by 31.65% significantly, area of wrinkles of test area decreased by 28.48% significantly, length of wrinkles of test area decreased by 31.88% significantly.



SGS-CTC (Shanghai) Co., Ltd.  
EEC Safety Lab

Unless otherwise agreed in writing, this document is issued by the Company subject to its General Conditions of Service printed overleaf, available on request or accessible at <https://www.sgs.com/en/Terms-and-Conditions>. Attention is drawn to the limitation of liability, indemnification and jurisdiction issues defined therein. Any holder of this document is advised that information contained hereon reflects the Company's findings at the time of its intervention only and within the limits of Client's instructions, if any. The Company's sole responsibility is to its Client and this document does not exonerate parties to a transaction from exercising all their rights and obligations under the transaction documents. This document cannot be reproduced except in full, without prior written approval of the Company. Any unauthorized alteration, forgery or falsification of the content or appearance of this document is unlawful and offenders may be prosecuted to the fullest extent of the law. Unless otherwise stated the results shown in this test report refer only to the sample(s) tested and such sample(s) are retained for 30 days only.

Attention: To check the authenticity of testing / inspection report & certificate, please contact us at telephone: (86-755) 8307 1443, or email: [CN.Doccheck@sgs.com](mailto:CN.Doccheck@sgs.com)

NO.588 West Jindu Road, Songjiang District, Shanghai, China 201612 t (86-21) 61915666 f (86-21) 61915678 www.sgs.com.cn  
中国·上海·松江区金都西路588号 邮编: 201612 t (86-21) 61915666 f (86-21) 61915678 sgs.china@sgs.com

#### 4.5. Volume of eye bags (Primos CR) (Under eye)

Take image capture with Primos CR and analyze eye bags. The smaller the volume of eye bags analysis value, the better the eye bags.

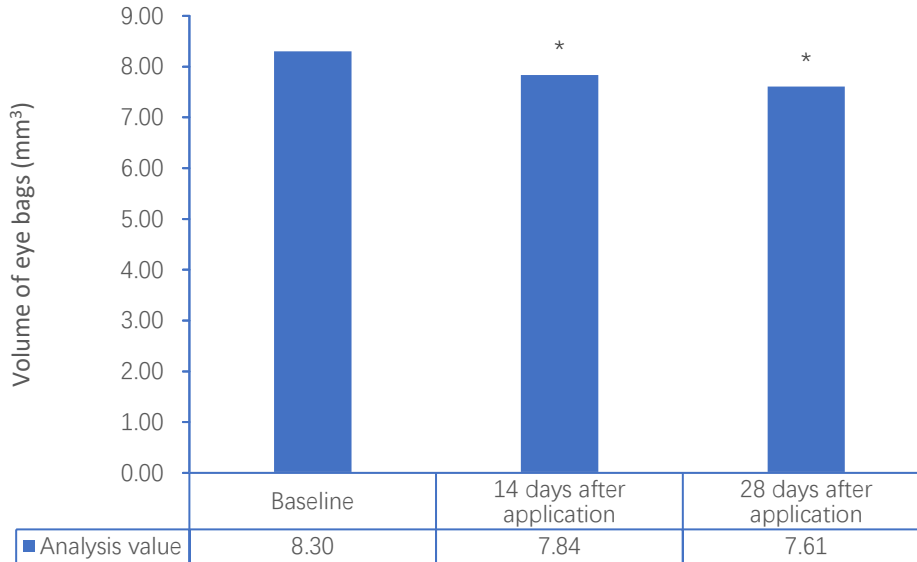


Fig.5.1 Volume of eye bags

Remarks: \* means there's a significant difference compared with baseline ( $p < 0.05$ )

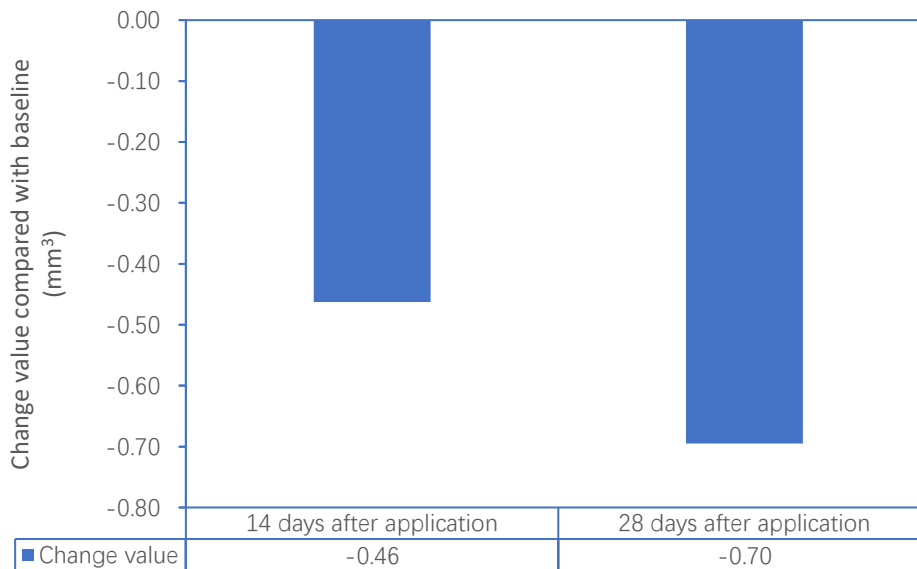


Fig.5.2 Change of volume of eye bags



Unless otherwise agreed in writing, this document is issued by the Company subject to its General Conditions of Service printed overleaf, available on request or accessible at <https://www.sgs.com/en/Terms-and-Conditions>. Attention is drawn to the limitation of liability, indemnification and jurisdiction issues defined therein. Any holder of this document is advised that information contained hereon reflects the Company's findings at the time of its intervention only and within the limits of Client's instructions, if any. The Company's sole responsibility is to its Client and this document does not exonerate parties to a transaction from exercising all their rights and obligations under the transaction documents. This document cannot be reproduced except in full, without prior written approval of the Company. Any unauthorized alteration, forgery or falsification of the content or appearance of this document is unlawful and offenders may be prosecuted to the fullest extent of the law. Unless otherwise stated the results shown in this test report refer only to the sample(s) tested and such sample(s) are retained for 30 days only.

Attention: To check the authenticity of testing / inspection report & certificate, please contact us at telephone: (86-755) 8307 1443, or email: [CN.Doccheck@sgs.com](mailto:CN.Doccheck@sgs.com)

NO.588 West Jindu Road, Songjiang District, Shanghai, China 201612 t (86-21) 61915666 f (86-21) 61915678 [www.sgs.com.cn](http://www.sgs.com.cn)  
中国·上海·松江区金都西路588号 邮编: 201612 t (86-21) 61915666 f (86-21) 61915678 [sgs.china@sgs.com](mailto:sgs.china@sgs.com)



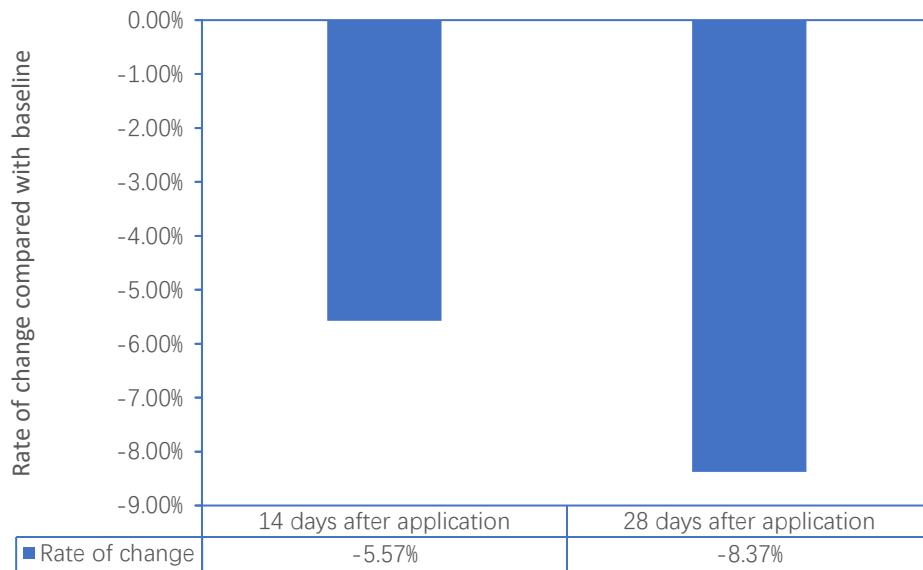


Fig.5.11 Rate of change of volume of eye bags

$\text{Rate of change} = (\text{analysis value after application} - \text{analysis value before application}) \div \text{analysis value before application} \times 100\%$

Comparing with baseline:

14 days after application, volume of eye bags of test area decreased by 5.57% significantly.

28 days after application, volume of eye bags of test area decreased by 8.37% significantly.



SGS-CSTC Technical Services (Shanghai) Co., Ltd.  
EEC Safety Lab

Unless otherwise agreed in writing, this document is issued by the Company subject to its General Conditions of Service printed overleaf, available on request or accessible at <https://www.sgs.com/en/Terms-and-Conditions>. Attention is drawn to the limitation of liability, indemnification and jurisdiction issues defined therein. Any holder of this document is advised that information contained hereon reflects the Company's findings at the time of its intervention only and within the limits of Client's instructions, if any. The Company's sole responsibility is to its Client and this document does not exonerate parties to a transaction from exercising all their rights and obligations under the transaction documents. This document cannot be reproduced except in full, without prior written approval of the Company. Any unauthorized alteration, forgery or falsification of the content or appearance of this document is unlawful and offenders may be prosecuted to the fullest extent of the law. Unless otherwise stated the results shown in this test report refer only to the sample(s) tested and such sample(s) are retained for 30 days only.

Attention: To check the authenticity of testing / inspection report & certificate, please contact us at telephone: (86-755) 8307 1443, or email: [CN.Doccheck@sgs.com](mailto:CN.Doccheck@sgs.com)

NO.588 West Jindu Road, Songjiang District, Shanghai, China 201612 t (86-21) 61915666 f (86-21) 61915678 www.sgs.com.cn  
中国·上海·松江区金都西路588号 邮编: 201612 t (86-21) 61915666 f (86-21) 61915678 sgs.china@sgs.com

#### 4.6. Skin surface analysis (Visioscan® VC20plus) (Cheek)

Take image capture and analyze the skin surface with Visioscan® VC20plus. The larger the SEr analysis value, the skin roughness had improvement. The smaller the SEsm analysis value, the skin smoothness had improvement. The smaller the SEsc analysis value, the skin scale had improvement. The smaller the SEw analysis value, the skin wrinkles had improvement.

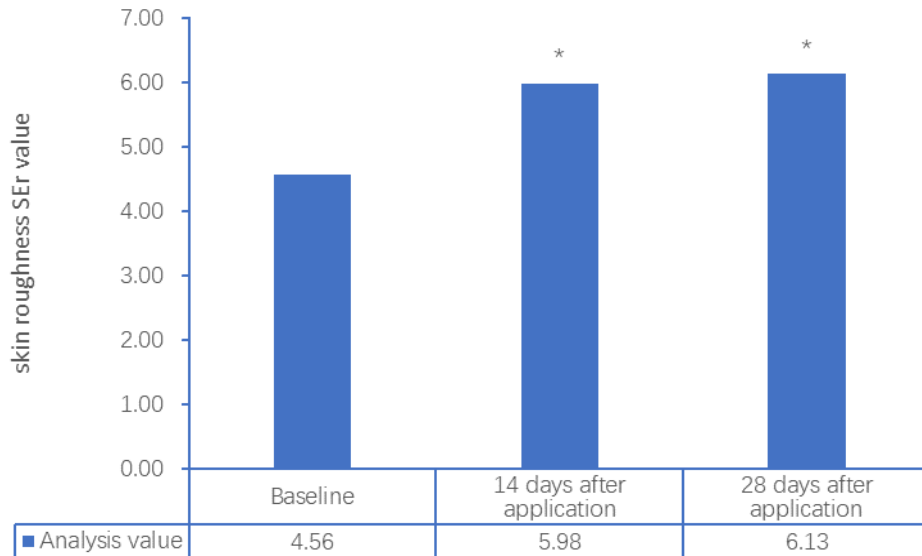


Fig.6.1 Skin roughness SEr value

Remarks: \* means there's a significant difference compared with baseline ( $p < 0.05$ )

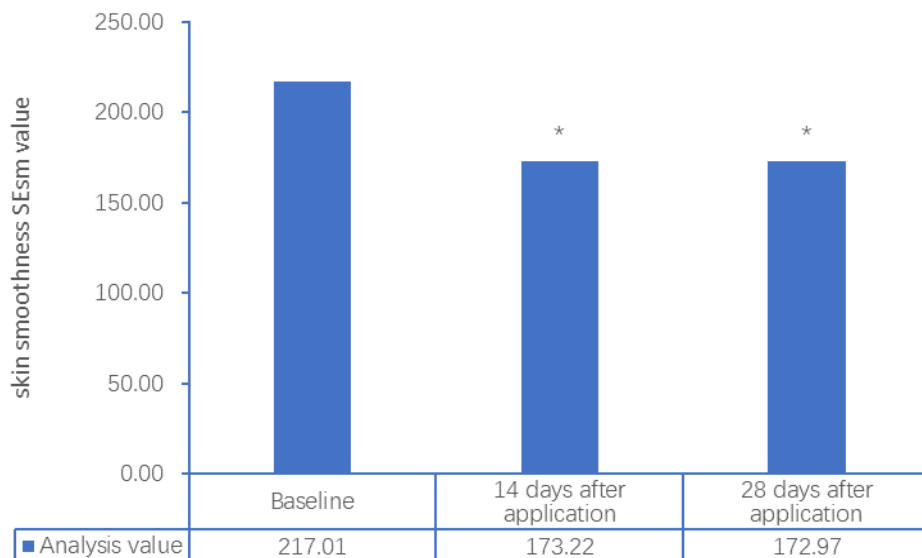


Fig.6.2 Skin smoothness SEsm value

Remarks: \* means there's a significant difference compared with baseline ( $p < 0.05$ )



Unless otherwise agreed in writing, this document is issued by the Company subject to its General Conditions of Service printed overleaf, available on request or accessible at <https://www.sgs.com/en/Terms-and-Conditions>. Attention is drawn to the limitation of liability, indemnification and jurisdiction issues defined therein. Any holder of this document is advised that information contained hereon reflects the Company's findings at the time of its intervention only and within the limits of Client's instructions, if any. The Company's sole responsibility is to its Client and this document does not exonerate parties to a transaction from exercising all their rights and obligations under the transaction documents. This document cannot be reproduced except in full, without prior written approval of the Company. Any unauthorized alteration, forgery or falsification of the content or appearance of this document is unlawful and offenders may be prosecuted to the fullest extent of the law. Unless otherwise stated the results shown in this test report refer only to the sample(s) tested and such sample(s) are retained for 30 days only.

Attention: To check the authenticity of testing / inspection report & certificate, please contact us at telephone: (86-755) 8307 1443, or email: [CN.Doccheck@sgs.com](mailto:CN.Doccheck@sgs.com)

NO.588 West Jindu Road, Songjiang District, Shanghai, China 201612 t (86-21) 61915666 f (86-21) 61915678 [www.sgsgroup.com.cn](http://www.sgsgroup.com.cn)  
中国·上海·松江区金都西路588号 邮编: 201612 t (86-21) 61915666 f (86-21) 61915678 [sgs.china@sgs.com](mailto:sgs.china@sgs.com)

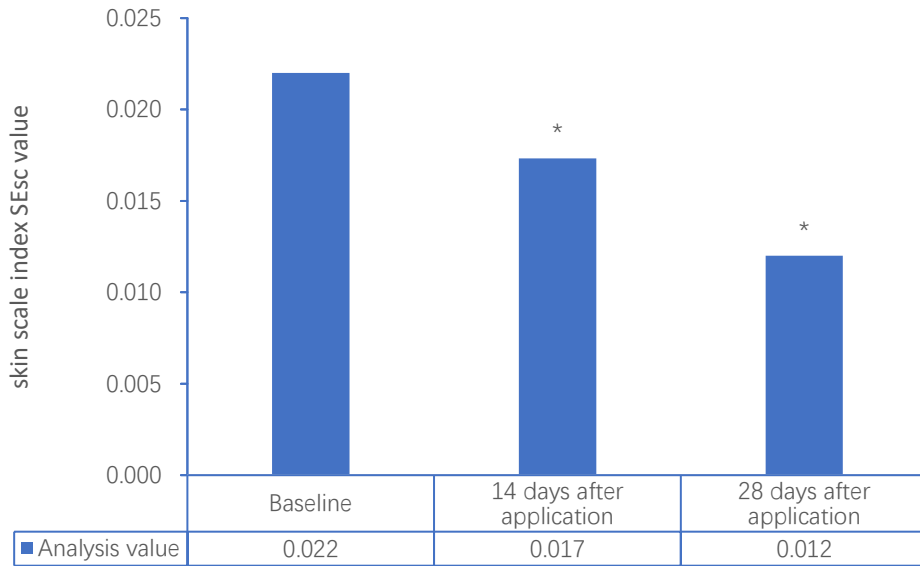


Fig.6.3 Skin scale index SEsc value

Remarks: \* means there's a significant difference compared with baseline ( $p < 0.05$ )

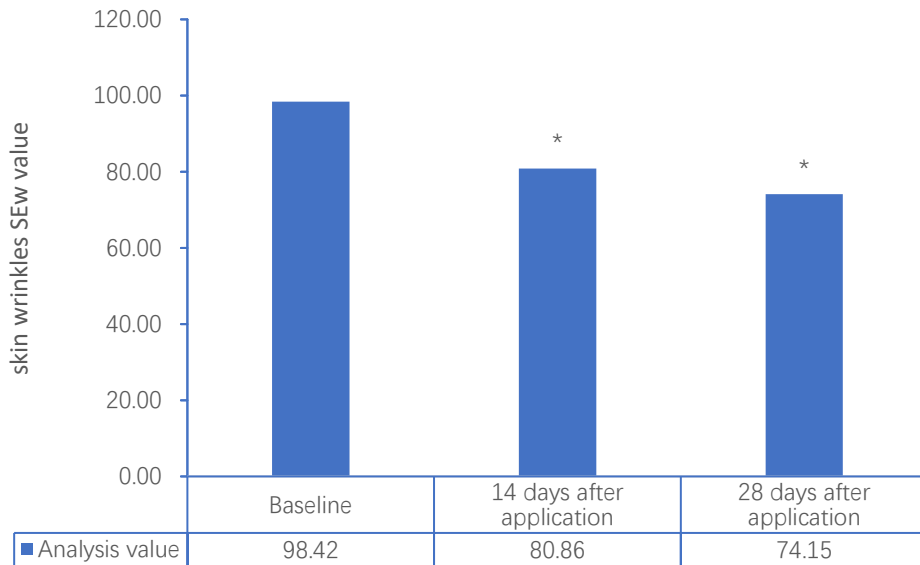


Fig.6.4 Skin wrinkles SEw value

Remarks: \* means there's a significant difference compared with baseline ( $p < 0.05$ )



Unless otherwise agreed in writing, this document is issued by the Company subject to its General Conditions of Service printed overleaf, available on request or accessible at <https://www.sgs.com/en/Terms-and-Conditions>. Attention is drawn to the limitation of liability, indemnification and jurisdiction issues defined therein. Any holder of this document is advised that information contained hereon reflects the Company's findings at the time of its intervention only and within the limits of Client's instructions, if any. The Company's sole responsibility is to its Client and this document does not exonerate parties to a transaction from exercising all their rights and obligations under the transaction documents. This document cannot be reproduced except in full, without prior written approval of the Company. Any unauthorized alteration, forgery or falsification of the content or appearance of this document is unlawful and offenders may be prosecuted to the fullest extent of the law. Unless otherwise stated the results shown in this test report refer only to the sample(s) tested and such sample(s) are retained for 30 days only.

Attention: To check the authenticity of testing / inspection report & certificate, please contact us at telephone: (86-755) 8307 1443, or email: [CN.Doccheck@sgs.com](mailto:CN.Doccheck@sgs.com)

NO.588 West Jindu Road, Songjiang District, Shanghai, China 201612 t (86-21) 61915666 f (86-21) 61915678 [www.sgs.com](http://www.sgs.com)  
中国·上海·松江区金都西路588号 邮编: 201612 t (86-21) 61915666 f (86-21) 61915678 [sgs.china@sgs.com](mailto:sgs.china@sgs.com)

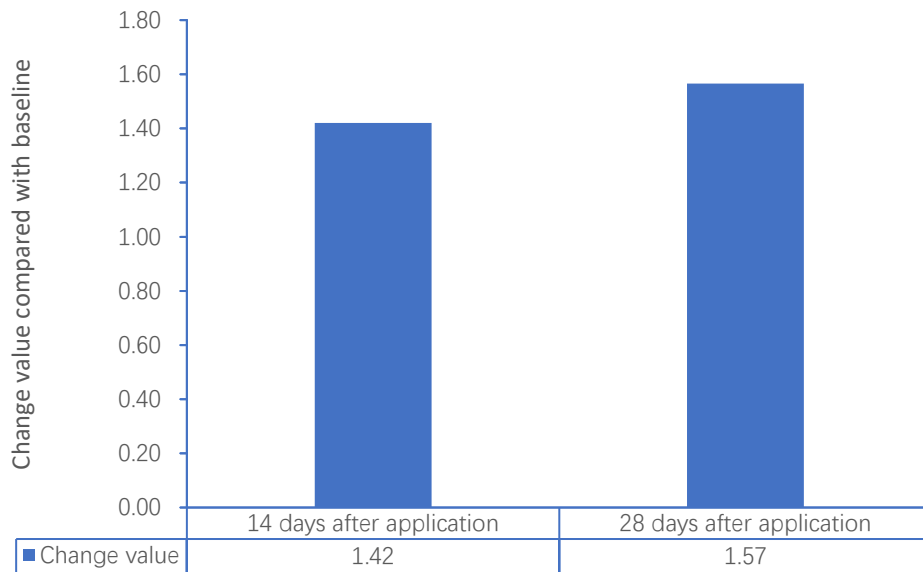


Fig.6.5 Change of skin roughness SEr value

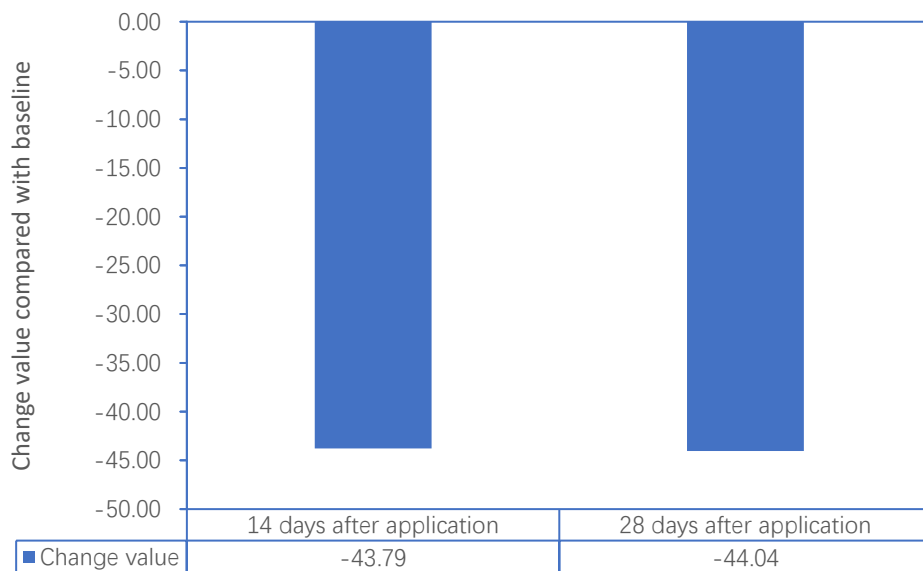


Fig.6.6 Change of skin smoothness SEsm value



Unless otherwise agreed in writing, this document is issued by the Company subject to its General Conditions of Service printed overleaf, available on request or accessible at <https://www.sgs.com/en/Terms-and-Conditions>. Attention is drawn to the limitation of liability, indemnification and jurisdiction issues defined therein. Any holder of this document is advised that information contained hereon reflects the Company's findings at the time of its intervention only and within the limits of Client's instructions, if any. The Company's sole responsibility is to its Client and this document does not exonerate parties to a transaction from exercising all their rights and obligations under the transaction documents. This document cannot be reproduced except in full, without prior written approval of the Company. Any unauthorized alteration, forgery or falsification of the content or appearance of this document is unlawful and offenders may be prosecuted to the fullest extent of the law. Unless otherwise stated the results shown in this test report refer only to the sample(s) tested and such sample(s) are retained for 30 days only.

Attention: To check the authenticity of testing / inspection report & certificate, please contact us at telephone: (86-755) 8307 1443, or email: [CN.Doccheck@sgs.com](mailto:CN.Doccheck@sgs.com)

NO.588 West Jindu Road, Songjiang District, Shanghai, China 201612 t (86-21) 61915666 f (86-21) 61915678 [www.sgs.com.cn](http://www.sgs.com.cn)  
中国·上海·松江区金都西路588号 邮编: 201612 t (86-21) 61915666 f (86-21) 61915678 [sgs.china@sgs.com](mailto:sgs.china@sgs.com)



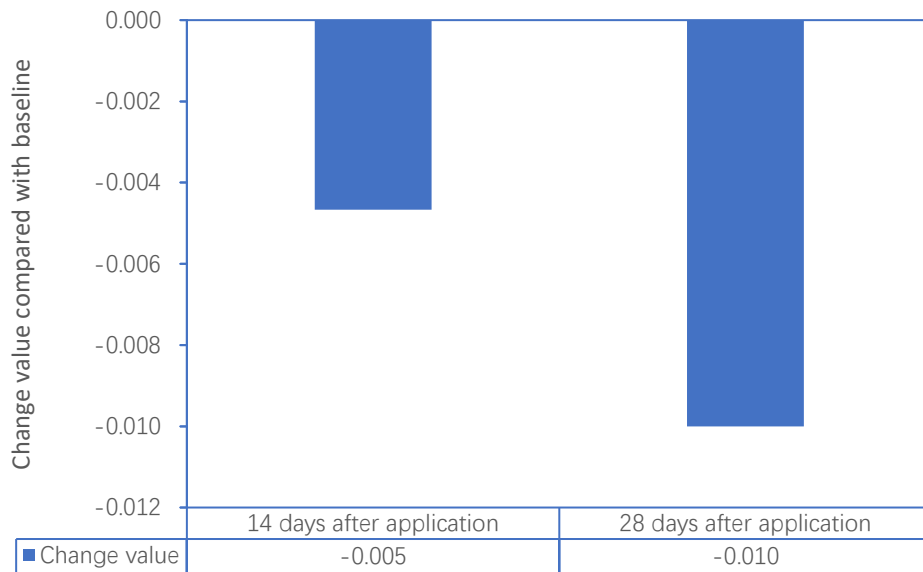


Fig.6.7 Change of skin scale index SEsc value

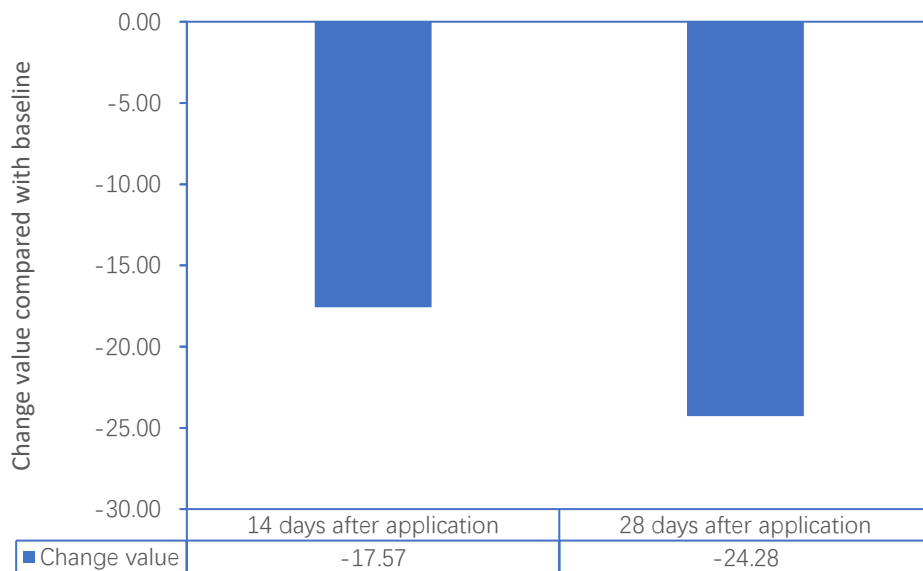


Fig.6.8 Change of skin wrinkles SEw value



Unless otherwise agreed in writing, this document is issued by the Company subject to its General Conditions of Service printed overleaf, available on request or accessible at <https://www.sgs.com/en/Terms-and-Conditions>. Attention is drawn to the limitation of liability, indemnification and jurisdiction issues defined therein. Any holder of this document is advised that information contained hereon reflects the Company's findings at the time of its intervention only and within the limits of Client's instructions, if any. The Company's sole responsibility is to its Client and this document does not exonerate parties to a transaction from exercising all their rights and obligations under the transaction documents. This document cannot be reproduced except in full, without prior written approval of the Company. Any unauthorized alteration, forgery or falsification of the content or appearance of this document is unlawful and offenders may be prosecuted to the fullest extent of the law. Unless otherwise stated the results shown in this test report refer only to the sample(s) tested and such sample(s) are retained for 30 days only.

Attention: To check the authenticity of testing / inspection report & certificate, please contact us at telephone: (86-755) 8307 1443, or email: [CN.Doccheck@sgs.com](mailto:CN.Doccheck@sgs.com)

NO.588 West Jindu Road, Songjiang District, Shanghai, China 201612 t (86-21) 61915666 f (86-21) 61915678 [www.sgs.com](http://www.sgs.com)  
中国·上海·松江区金都西路588号 邮编: 201612 t (86-21) 61915666 f (86-21) 61915678 [sgs.china@sgs.com](mailto:sgs.china@sgs.com)

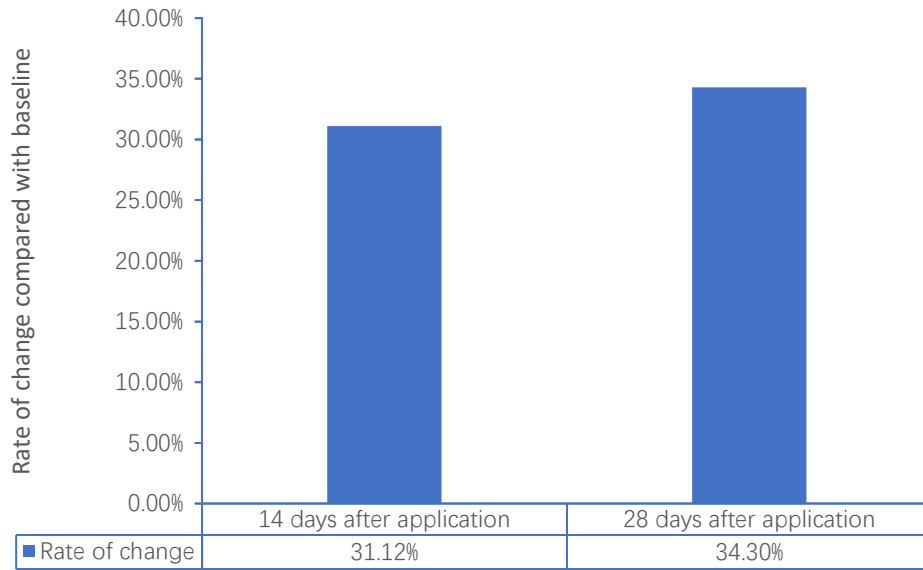


Fig.6.9 Rate of change of skin roughness SEr value

$\text{Rate of change} = (\text{analysis value after application} - \text{analysis value before application}) \div \text{analysis value before application} \times 100\%$

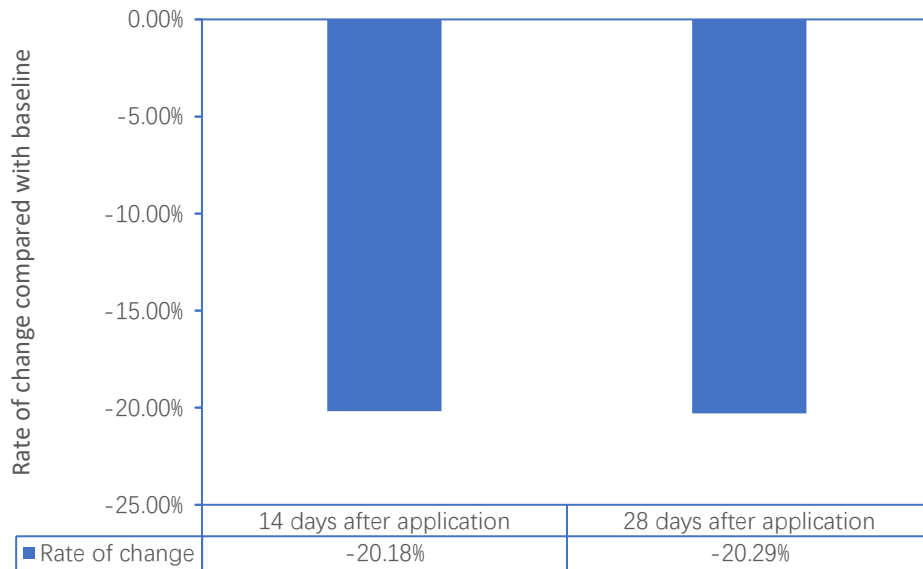


Fig.6.10 Rate of change of skin smoothness SEsm value

$\text{Rate of change} = (\text{analysis value after application} - \text{analysis value before application}) \div \text{analysis value before application} \times 100\%$



Unless otherwise agreed in writing, this document is issued by the Company subject to its General Conditions of Service printed overleaf, available on request or accessible at <https://www.sgs.com/en/Terms-and-Conditions>. Attention is drawn to the limitation of liability, indemnification and jurisdiction issues defined therein. Any holder of this document is advised that information contained hereon reflects the Company's findings at the time of its intervention only and within the limits of Client's instructions, if any. The Company's sole responsibility is to its Client and this document does not exonerate parties to a transaction from exercising all their rights and obligations under the transaction documents. This document cannot be reproduced except in full, without prior written approval of the Company. Any unauthorized alteration, forgery or falsification of the content or appearance of this document is unlawful and offenders may be prosecuted to the fullest extent of the law. Unless otherwise stated the results shown in this test report refer only to the sample(s) tested and such sample(s) are retained for 30 days only.

Attention: To check the authenticity of testing / inspection report & certificate, please contact us at telephone: (86-755) 8307 1443, or email: [CN.Doccheck@sgs.com](mailto:CN.Doccheck@sgs.com)

NO.588 West Jindu Road, Songjiang District, Shanghai, China 201612 t (86-21) 61915666 f (86-21) 61915678 [www.sgs.com](http://www.sgs.com)  
中国·上海·松江区金都西路588号 邮编: 201612 t (86-21) 61915666 f (86-21) 61915678 [sgs.china@sgs.com](mailto:sgs.china@sgs.com)

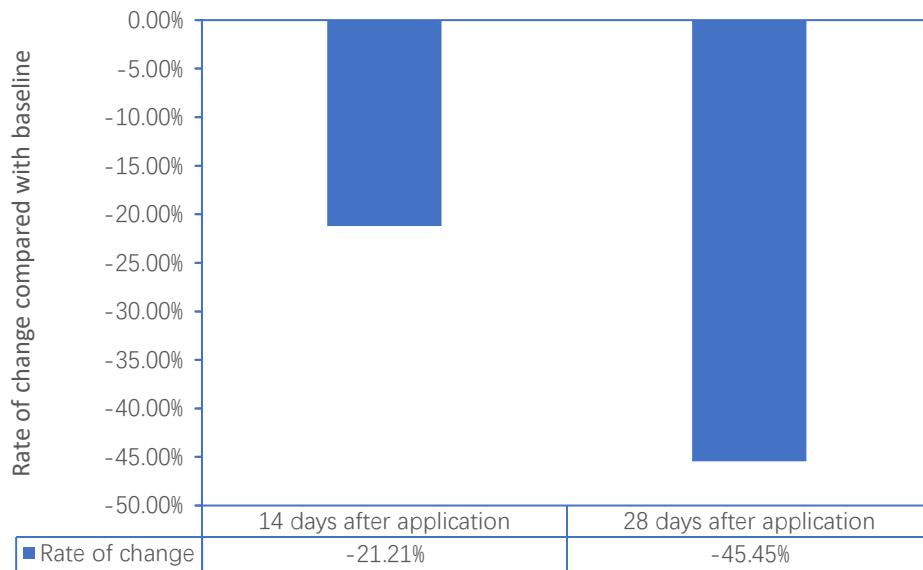


Fig.6.11 Rate of change of skin scale index SEsc value

$\text{Rate of change} = (\text{analysis value after application} - \text{analysis value before application}) \div \text{analysis value before application} \times 100\%$

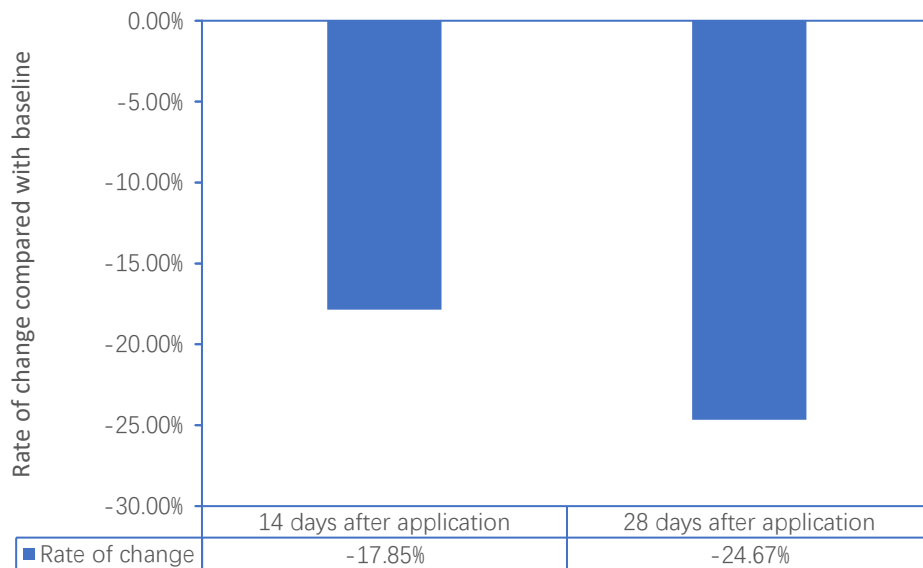


Fig.6.12 Rate of change of skin wrinkles SEw value

$\text{Rate of change} = (\text{analysis value after application} - \text{analysis value before application}) \div \text{analysis value before application} \times 100\%$

Compared with baseline:

14 days after application, the skin roughness SEr of test area increased by 31.12% significantly, the skin smoothness SEsm of test area decreased by 20.18% significantly, the skin scale index SEsc of test area decreased by 21.21% significantly, the skin wrinkles SEw of test area decreased by 17.85% significantly.

28 days after application, the skin roughness SEr of test area increased by 34.30% significantly, the skin smoothness SEsm of test area decreased by 20.29% significantly, the skin scale index SEsc of test area decreased by 45.45% significantly, the skin wrinkles SEw of test area decreased by 24.67% significantly.



Unless otherwise agreed in writing, this document is issued by the Company subject to its General Conditions of Service printed overleaf, available on request or accessible at <https://www.sgs.com/en/Terms-and-Conditions>. Attention is drawn to the limitation of liability, indemnification and jurisdiction issues defined therein. Any holder of this document is advised that information contained hereon reflects the Company's findings at the time of its intervention only and within the limits of Client's instructions, if any. The Company's sole responsibility is to its Client and this document does not exonerate parties to a transaction from exercising all their rights and obligations under the transaction documents. This document cannot be reproduced except in full, without prior written approval of the Company. Any unauthorized alteration, forgery or falsification of the content or appearance of this document is unlawful and offenders may be prosecuted to the fullest extent of the law. Unless otherwise stated the results shown in this test report refer only to the sample(s) tested and such sample(s) are retained for 30 days only.

Attention: To check the authenticity of testing / inspection report & certificate, please contact us at telephone: (86-755) 8307 1443, or email: [CN.Doccheck@sgs.com](mailto:CN.Doccheck@sgs.com)

NO.588 West Jindu Road, Songjiang District, Shanghai, China 201612 t (86-21) 61915666 f (86-21) 61915678 www.sgs.com.cn  
中国·上海·松江区金都西路588号 邮编: 201612 t (86-21) 61915666 f (86-21) 61915678 sgs.china@sgs.com

#### 4.7. Skin thickness and density (Dermalab® Ultrasound) (Cheek)

Take image capture and analysis with Dermalab® Ultrasound. The larger the analysis value, the better the skin thickness and density.

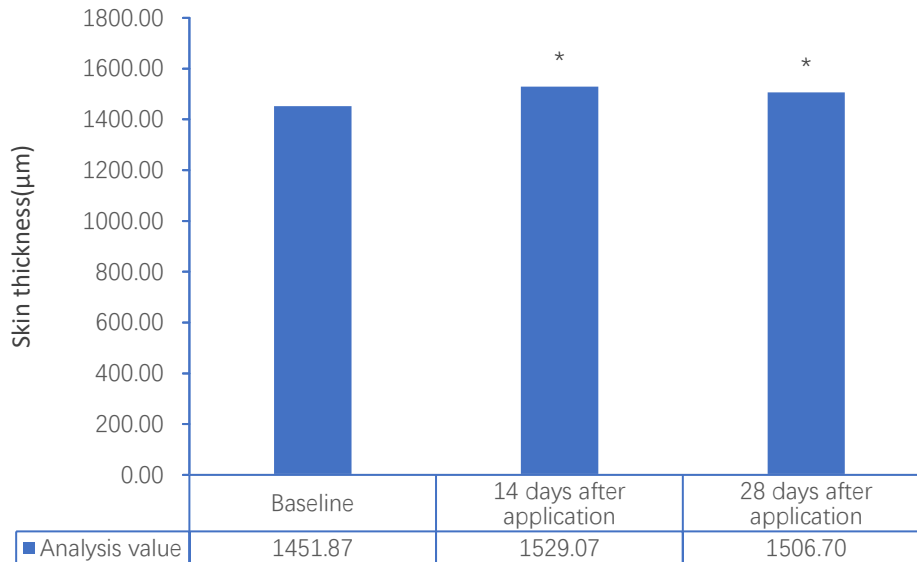


Fig.7.1 Skin thickness

Remarks: \* means there's a significant difference compared with baseline ( $p < 0.05$ )

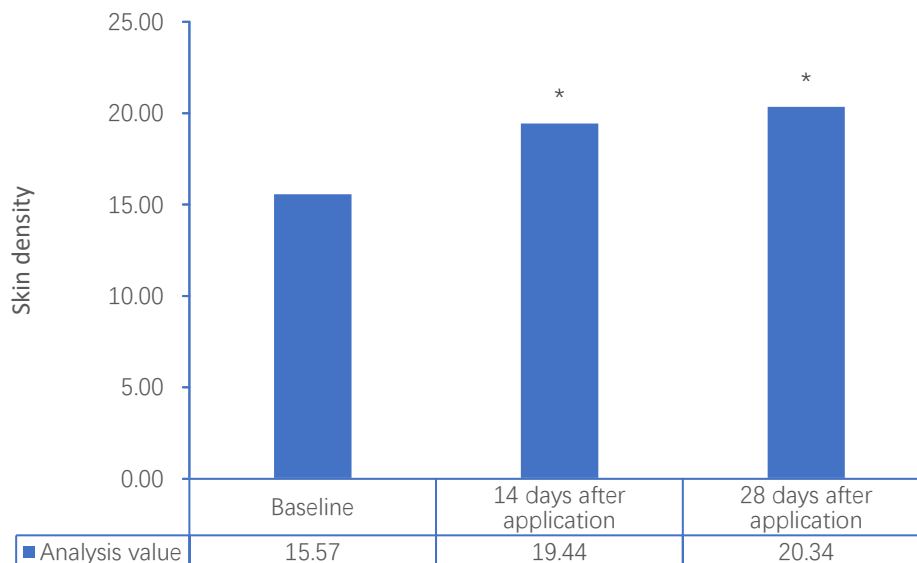


Fig.7.2 Skin density

Remarks: \* means there's a significant difference compared with baseline ( $p < 0.05$ )



Unless otherwise agreed in writing, this document is issued by the Company subject to its General Conditions of Service printed overleaf, available on request or accessible at <https://www.sgs.com/en/Terms-and-Conditions>. Attention is drawn to the limitation of liability, indemnification and jurisdiction issues defined therein. Any holder of this document is advised that information contained hereon reflects the Company's findings at the time of its intervention only and within the limits of Client's instructions, if any. The Company's sole responsibility is to its Client and this document does not exonerate parties to a transaction from exercising all their rights and obligations under the transaction documents. This document cannot be reproduced except in full, without prior written approval of the Company. Any unauthorized alteration, forgery or falsification of the content or appearance of this document is unlawful and offenders may be prosecuted to the fullest extent of the law. Unless otherwise stated the results shown in this test report refer only to the sample(s) tested and such sample(s) are retained for 30 days only.

Attention: To check the authenticity of testing / inspection report & certificate, please contact us at telephone: (86-755) 8307 1443, or email: [CN.Doccheck@sgs.com](mailto:CN.Doccheck@sgs.com)

NO.588 West Jindu Road, Songjiang District, Shanghai, China 201612 t (86-21) 61915666 f (86-21) 61915678 [www.sgs.com](http://www.sgs.com)  
中国·上海·松江区金都西路588号 邮编: 201612 t (86-21) 61915666 f (86-21) 61915678 [sgs.china@sgs.com](mailto:sgs.china@sgs.com)



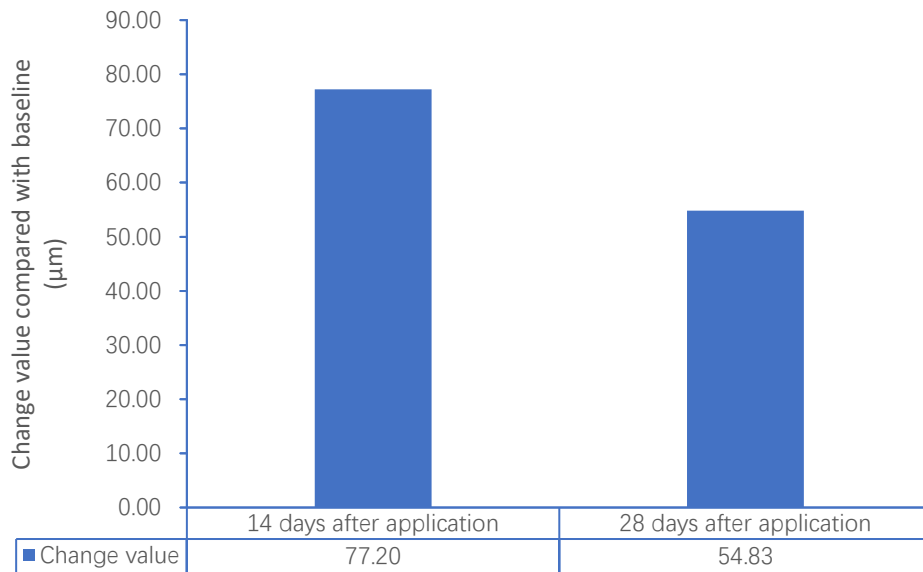


Fig.7.3 Change of skin thickness

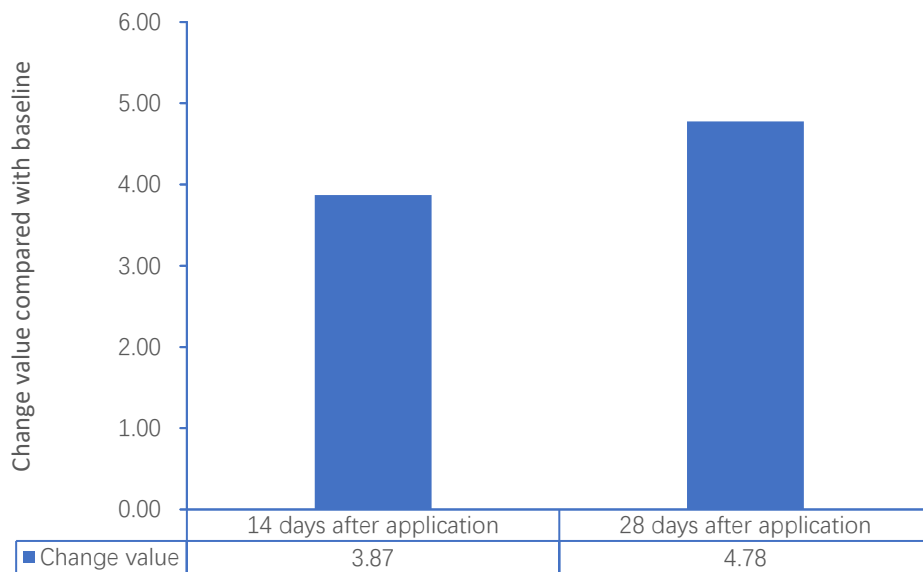


Fig.7.4 Change of skin density



Unless otherwise agreed in writing, this document is issued by the Company subject to its General Conditions of Service printed overleaf, available on request or accessible at <https://www.sgs.com/en/Terms-and-Conditions>. Attention is drawn to the limitation of liability, indemnification and jurisdiction issues defined therein. Any holder of this document is advised that information contained hereon reflects the Company's findings at the time of its intervention only and within the limits of Client's instructions, if any. The Company's sole responsibility is to its Client and this document does not exonerate parties to a transaction from exercising all their rights and obligations under the transaction documents. This document cannot be reproduced except in full, without prior written approval of the Company. Any unauthorized alteration, forgery or falsification of the content or appearance of this document is unlawful and offenders may be prosecuted to the fullest extent of the law. Unless otherwise stated the results shown in this test report refer only to the sample(s) tested and such sample(s) are retained for 30 days only.

Attention: To check the authenticity of testing / inspection report & certificate, please contact us at telephone: (86-755) 8307 1443, or email: [CN.Doccheck@sgs.com](mailto:CN.Doccheck@sgs.com)

NO.588 West Jindu Road, Songjiang District, Shanghai, China 201612 t (86-21) 61915666 f (86-21) 61915678 [www.sgs.com](http://www.sgs.com)  
 中国·上海·松江区金都西路588号 邮编: 201612 t (86-21) 61915666 f (86-21) 61915678 [sgs.china@sgs.com](mailto:sgs.china@sgs.com)

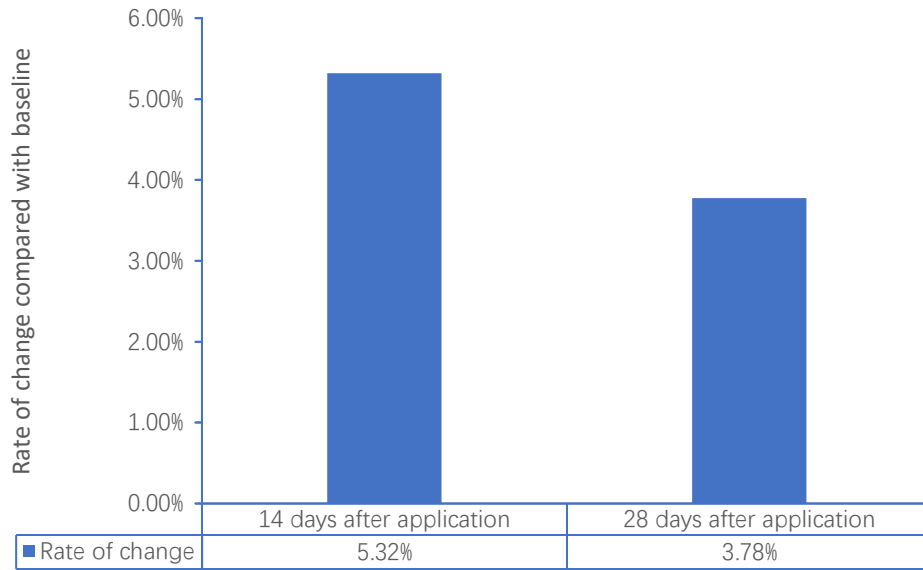


Fig.7.5 Rate of change of skin thickness

$\text{Rate of change} = (\text{analysis value after application} - \text{analysis value before application}) \div \text{analysis value before application} \times 100\%$

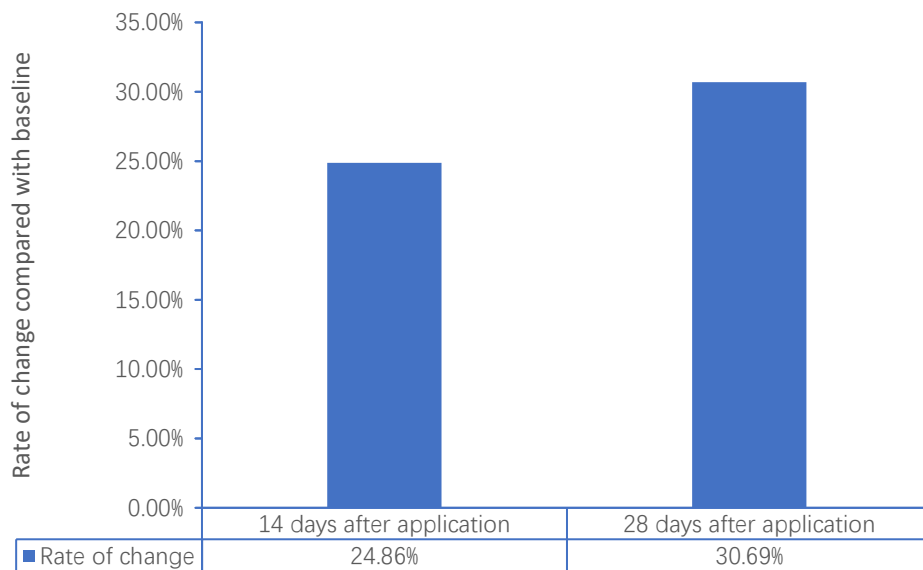


Fig.7.6 Rate of change of skin density

$\text{Rate of change} = (\text{analysis value after application} - \text{analysis value before application}) \div \text{analysis value before application} \times 100\%$

Comparing with baseline:

14 days after application, the skin thickness of test area increased by 5.32% significantly, the skin density of test area increased by 24.86% significantly.

28 days after application, the skin thickness of test area increased by 3.78% significantly, the skin density of test area increased by 30.69% significantly.



Unless otherwise agreed in writing, this document is issued by the Company subject to its General Conditions of Service printed overleaf, available on request or accessible at <https://www.sgs.com/en/Terms-and-Conditions>. Attention is drawn to the limitation of liability, indemnification and jurisdiction issues defined therein. Any holder of this document is advised that information contained hereon reflects the Company's findings at the time of its intervention only and within the limits of Client's instructions, if any. The Company's sole responsibility is to its Client and this document does not exonerate parties to a transaction from exercising all their rights and obligations under the transaction documents. This document cannot be reproduced except in full, without prior written approval of the Company. Any unauthorized alteration, forgery or falsification of the content or appearance of this document is unlawful and offenders may be prosecuted to the fullest extent of the law. Unless otherwise stated the results shown in this test report refer only to the sample(s) tested and such sample(s) are retained for 30 days only.

Attention: To check the authenticity of testing / inspection report & certificate, please contact us at telephone: (86-755) 8307 1443, or email: [CN.Doccheck@sgs.com](mailto:CN.Doccheck@sgs.com)

NO.588 West Jindu Road, Songjiang District, Shanghai, China 201612 t (86-21) 61915666 f (86-21) 61915678 [www.sgsgroup.com.cn](http://www.sgsgroup.com.cn)  
中国·上海·松江区金都西路588号 邮编: 201612 t (86-21) 61915666 f (86-21) 61915678 [sgs.china@sgs.com](mailto:sgs.china@sgs.com)

#### 4.8. Skin hydration (Corneometer® CM825) (Cheek)

The skin hydration is measured by Corneometer® CM825. The larger the measured value, the better the skin hydration.

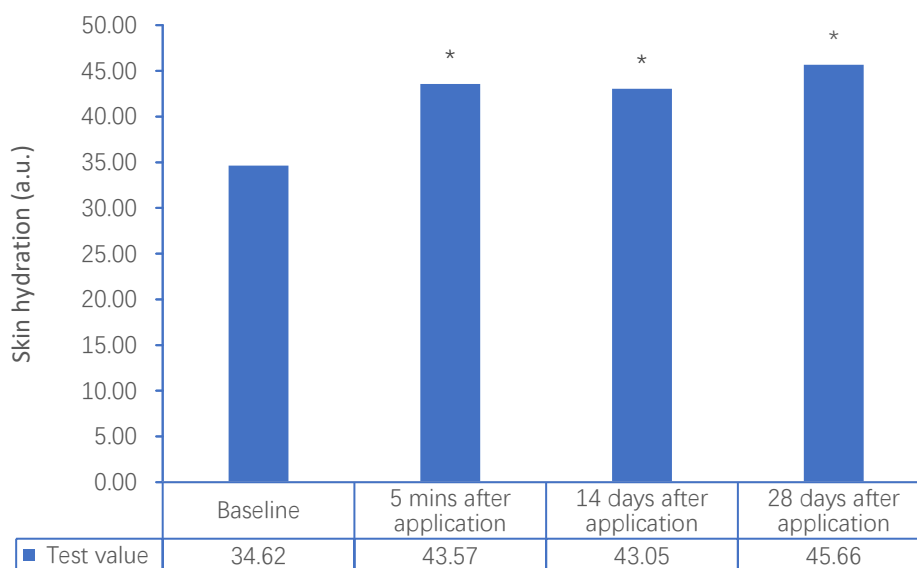


Fig.8.1 Skin hydration

Remarks: \* means there's a significant difference compared with baseline ( $p < 0.05$ )

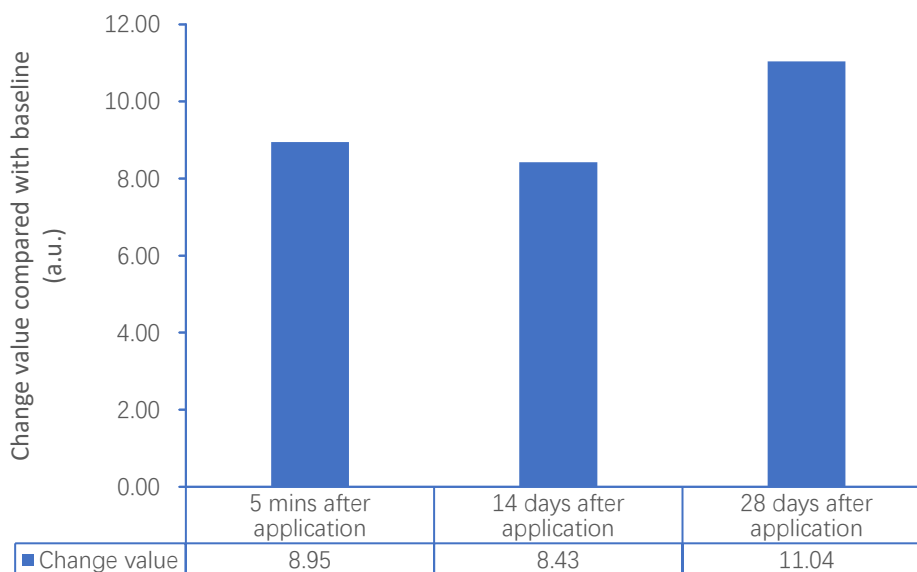


Fig.8.2 Change of skin hydration



Unless otherwise agreed in writing, this document is issued by the Company subject to its General Conditions of Service printed overleaf, available on request or accessible at <https://www.sgs.com/en/Terms-and-Conditions>. Attention is drawn to the limitation of liability, indemnification and jurisdiction issues defined therein. Any holder of this document is advised that information contained hereon reflects the Company's findings at the time of its intervention only and within the limits of Client's instructions, if any. The Company's sole responsibility is to its Client and this document does not exonerate parties to a transaction from exercising all their rights and obligations under the transaction documents. This document cannot be reproduced except in full, without prior written approval of the Company. Any unauthorized alteration, forgery or falsification of the content or appearance of this document is unlawful and offenders may be prosecuted to the fullest extent of the law. Unless otherwise stated the results shown in this test report refer only to the sample(s) tested and such sample(s) are retained for 30 days only.

Attention: To check the authenticity of testing / inspection report & certificate, please contact us at telephone: (86-755) 8307 1443, or email: [CN.Doccheck@sgs.com](mailto:CN.Doccheck@sgs.com)

NO.588 West Jindu Road, Songjiang District, Shanghai, China 201612 t (86-21) 61915666 f (86-21) 61915678 [www.sgs.com.cn](http://www.sgs.com.cn)  
中国·上海·松江区金都西路588号 邮编: 201612 t (86-21) 61915666 f (86-21) 61915678 [sgs.china@sgs.com](mailto:sgs.china@sgs.com)

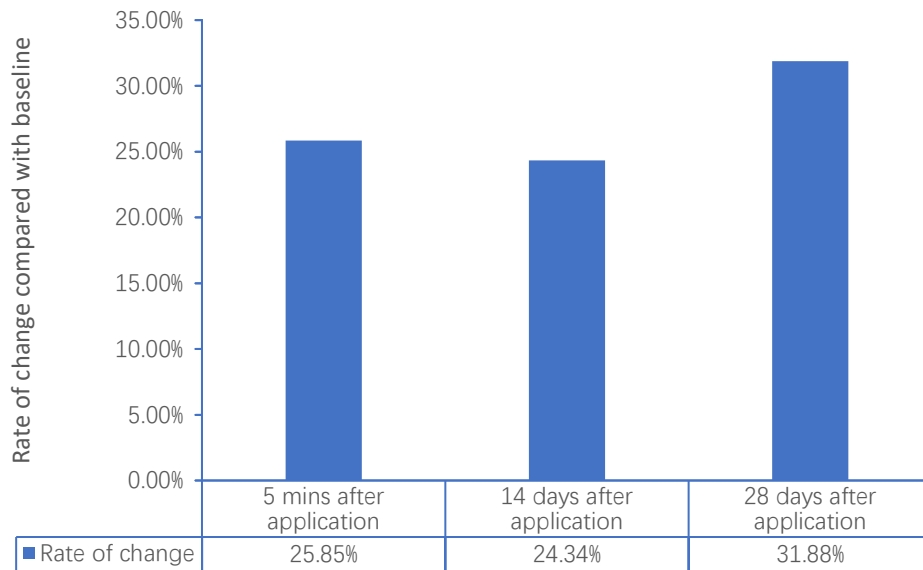


Fig.8.3 Rate of change of skin hydration

$\text{Rate of change} = (\text{test value after application} - \text{test value before application}) \div \text{test value before application} \times 100\%$

Comparing with baseline:

5 mins after application, the skin hydration of test area increased by 25.85% significantly.

14 days after application, the skin hydration of test area increased by 24.34% significantly.

28 days after application, the skin hydration of test area increased by 31.88% significantly.



SGS-CSTC Inspection & Testing Services (Shanghai) Co., Ltd.  
EEC Safety Lab

Unless otherwise agreed in writing, this document is issued by the Company subject to its General Conditions of Service printed overleaf, available on request or accessible at <https://www.sgs.com/en/Terms-and-Conditions>. Attention is drawn to the limitation of liability, indemnification and jurisdiction issues defined therein. Any holder of this document is advised that information contained hereon reflects the Company's findings at the time of its intervention only and within the limits of Client's instructions, if any. The Company's sole responsibility is to its Client and this document does not exonerate parties to a transaction from exercising all their rights and obligations under the transaction documents. This document cannot be reproduced except in full, without prior written approval of the Company. Any unauthorized alteration, forgery or falsification of the content or appearance of this document is unlawful and offenders may be prosecuted to the fullest extent of the law. Unless otherwise stated the results shown in this test report refer only to the sample(s) tested and such sample(s) are retained for 30 days only.

Attention: To check the authenticity of testing / inspection report & certificate, please contact us at telephone: (86-755) 8307 1443, or email: [CN.Doccheck@sgs.com](mailto:CN.Doccheck@sgs.com)

NO.588 West Jindu Road, Songjiang District, Shanghai, China 201612 t (86-21) 61915666 f (86-21) 61915678 [www.sgs.com](http://www.sgs.com)  
中国·上海·松江区金都西路588号 邮编: 201612 t (86-21) 61915666 f (86-21) 61915678 [sgs.china@sgs.com](mailto:sgs.china@sgs.com)



#### 4.9. Skin transepidermal water loss (Tewameter® TM Hex) (Cheek)

The skin transepidermal water loss is measured by Tewameter® TM HEX. The smaller the measured value, the skin barrier had improvement.

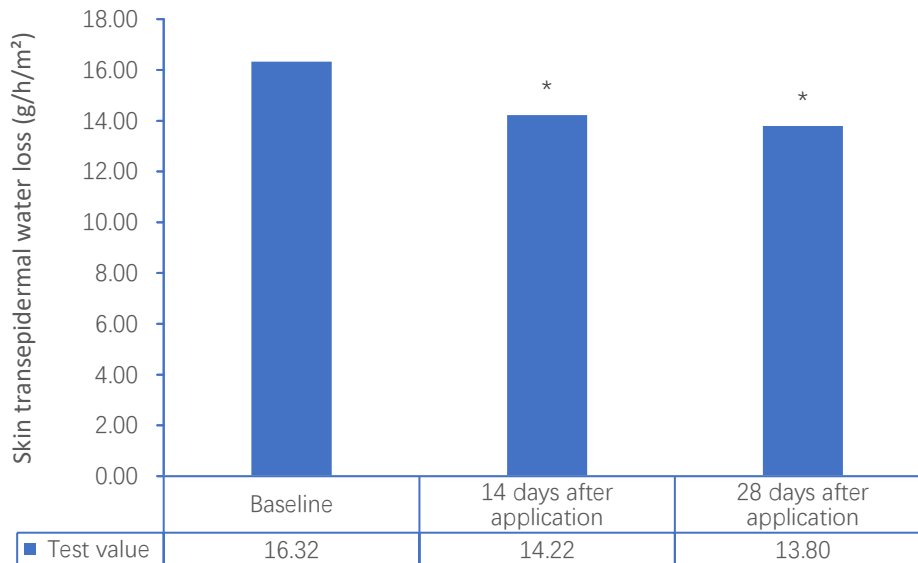


Fig.9.1 Skin transepidermal water loss

Remarks: \* means there's a significant difference compared with baseline ( $p < 0.05$ )

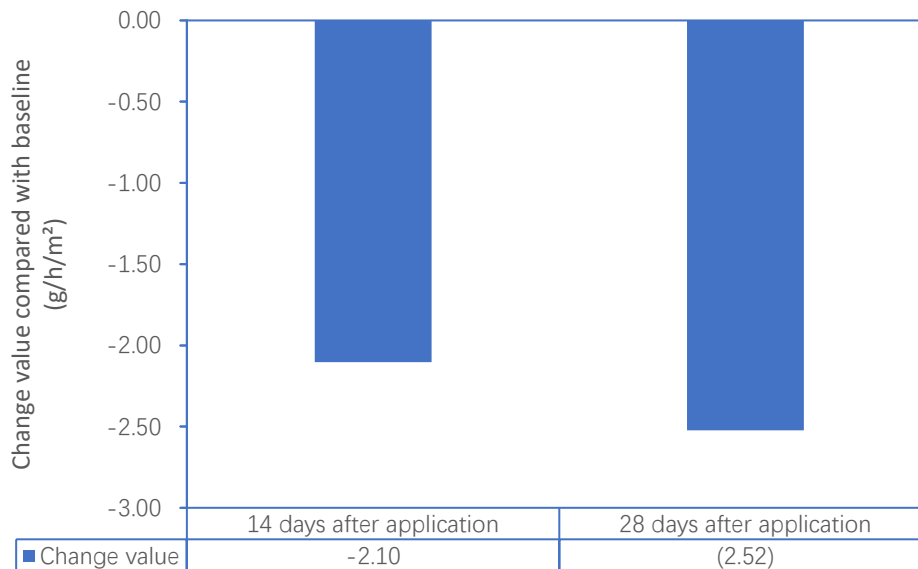


Fig.9.2 Change of skin transepidermal water loss



Unless otherwise agreed in writing, this document is issued by the Company subject to its General Conditions of Service printed overleaf, available on request or accessible at <https://www.sgs.com/en/Terms-and-Conditions>. Attention is drawn to the limitation of liability, indemnification and jurisdiction issues defined therein. Any holder of this document is advised that information contained hereon reflects the Company's findings at the time of its intervention only and within the limits of Client's instructions, if any. The Company's sole responsibility is to its Client and this document does not exonerate parties to a transaction from exercising all their rights and obligations under the transaction documents. This document cannot be reproduced except in full, without prior written approval of the Company. Any unauthorized alteration, forgery or falsification of the content or appearance of this document is unlawful and offenders may be prosecuted to the fullest extent of the law. Unless otherwise stated the results shown in this test report refer only to the sample(s) tested and such sample(s) are retained for 30 days only.

Attention: To check the authenticity of testing / inspection report & certificate, please contact us at telephone: (86-755) 8307 1443, or email: [CN.Doccheck@sgs.com](mailto:CN.Doccheck@sgs.com)

NO.588 West Jindu Road, Songjiang District, Shanghai, China 201612 t (86-21) 61915666 f (86-21) 61915678 [www.sgs.com](http://www.sgs.com)  
中国·上海·松江区金都西路588号 邮编: 201612 t (86-21) 61915666 f (86-21) 61915678 [sgs.china@sgs.com](mailto:sgs.china@sgs.com)

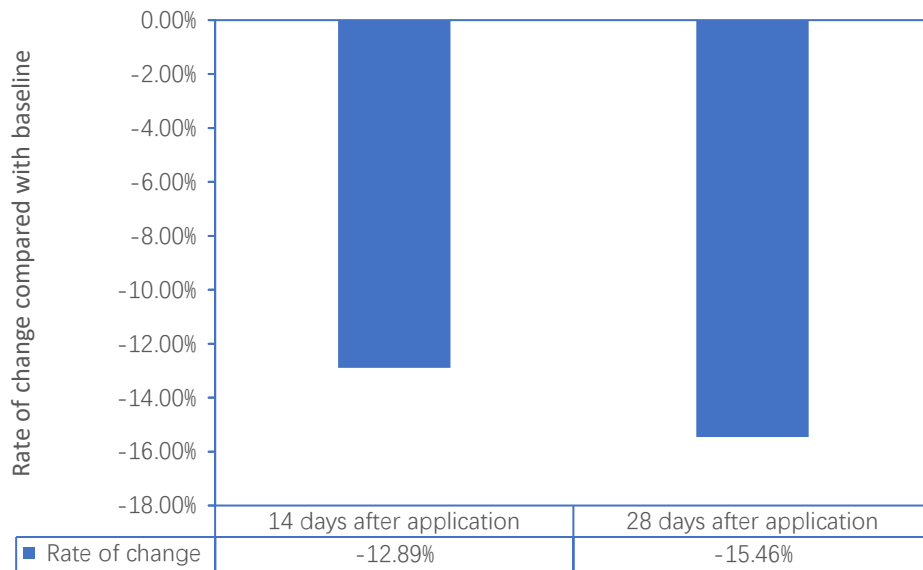


Fig.9.3 Rate of change of skin transepidermal water loss

$\text{Rate of change} = (\text{test value after application} - \text{test value before application}) \div \text{test value before application} \times 100\%$

Compared with baseline:

14 days after application, the skin transepidermal water loss of test area decreased by 12.89% significantly.

28 days after application, the skin transepidermal water loss of test area decreased by 15.46% significantly.



SGS-CSTC Inspection & Testing Services (Shanghai) Co., Ltd.  
EEC Safety Lab

Unless otherwise agreed in writing, this document is issued by the Company subject to its General Conditions of Service printed overleaf, available on request or accessible at <https://www.sgs.com/en/Terms-and-Conditions>. Attention is drawn to the limitation of liability, indemnification and jurisdiction issues defined therein. Any holder of this document is advised that information contained hereon reflects the Company's findings at the time of its intervention only and within the limits of Client's instructions, if any. The Company's sole responsibility is to its Client and this document does not exonerate parties to a transaction from exercising all their rights and obligations under the transaction documents. This document cannot be reproduced except in full, without prior written approval of the Company. Any unauthorized alteration, forgery or falsification of the content or appearance of this document is unlawful and offenders may be prosecuted to the fullest extent of the law. Unless otherwise stated the results shown in this test report refer only to the sample(s) tested and such sample(s) are retained for 30 days only.

Attention: To check the authenticity of testing / inspection report & certificate, please contact us at telephone: (86-755) 8307 1443, or email: [CN.Doccheck@sgs.com](mailto:CN.Doccheck@sgs.com)

NO.588 West Jindu Road, Songjiang District, Shanghai, China 201612 t (86-21) 61915666 f (86-21) 61915678 [www.sgs.com.cn](http://www.sgs.com.cn)  
中国·上海·松江区金都西路588号 邮编: 201612 t (86-21) 61915666 f (86-21) 61915678 [sgs.china@sgs.com](mailto:sgs.china@sgs.com)

#### 4.10. Skin elasticity (Cutometer® dual MPA580) (Cheek)

The skin elasticity is measured by the Cutometer® dual MPA580. The larger the measured value of R2, R5, R7, the better the skin elasticity.

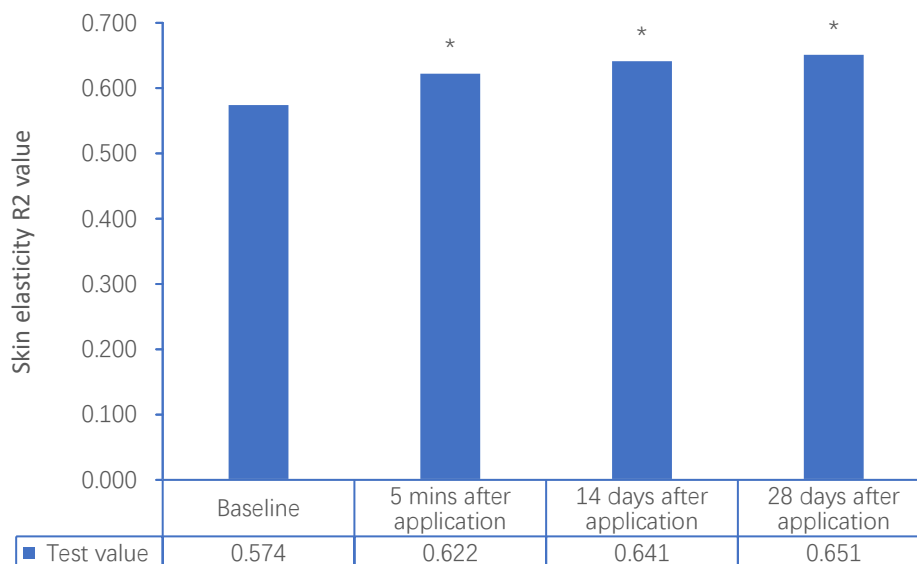


Fig.11.1 Skin elasticity R2 value

Remarks: \* means there's a significant difference compared with baseline ( $p < 0.05$ )

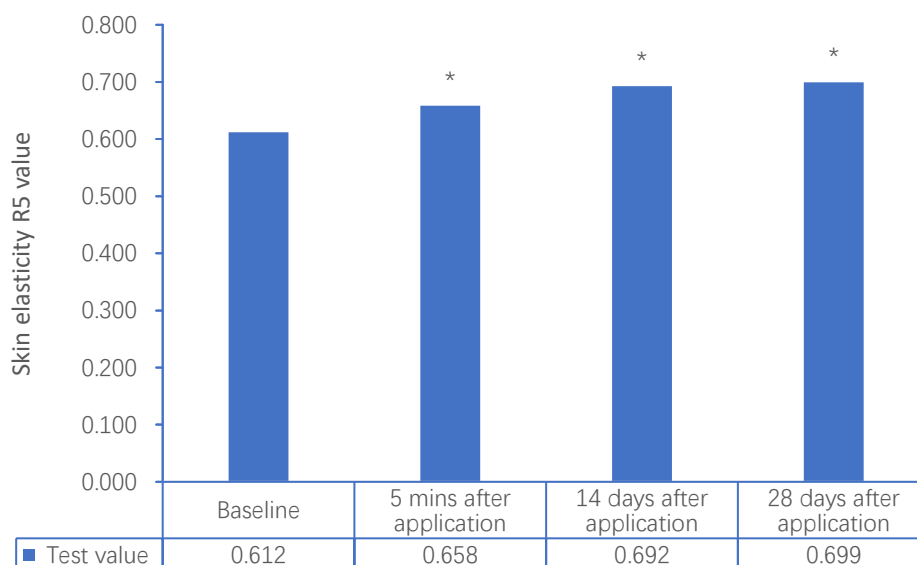


Fig.11.2 Skin elasticity R5 value

Remarks: \* means there's a significant difference compared with baseline ( $p < 0.05$ )



Unless otherwise agreed in writing, this document is issued by the Company subject to its General Conditions of Service printed overleaf, available on request or accessible at <https://www.sgs.com/en/Terms-and-Conditions>. Attention is drawn to the limitation of liability, indemnification and jurisdiction issues defined therein. Any holder of this document is advised that information contained hereon reflects the Company's findings at the time of its intervention only and within the limits of Client's instructions, if any. The Company's sole responsibility is to its Client and this document does not exonerate parties to a transaction from exercising all their rights and obligations under the transaction documents. This document cannot be reproduced except in full, without prior written approval of the Company. Any unauthorized alteration, forgery or falsification of the content or appearance of this document is unlawful and offenders may be prosecuted to the fullest extent of the law. Unless otherwise stated the results shown in this test report refer only to the sample(s) tested and such sample(s) are retained for 30 days only.

Attention: To check the authenticity of testing / inspection report & certificate, please contact us at telephone: (86-755) 8307 1443, or email: [CN.Doccheck@sgs.com](mailto:CN.Doccheck@sgs.com)

NO.588 West Jindu Road, Songjiang District, Shanghai, China 201612 t (86-21) 61915666 f (86-21) 61915678 www.sgs.com.cn  
中国·上海·松江区金都西路588号 邮编: 201612 t (86-21) 61915666 f (86-21) 61915678 sgs.china@sgs.com

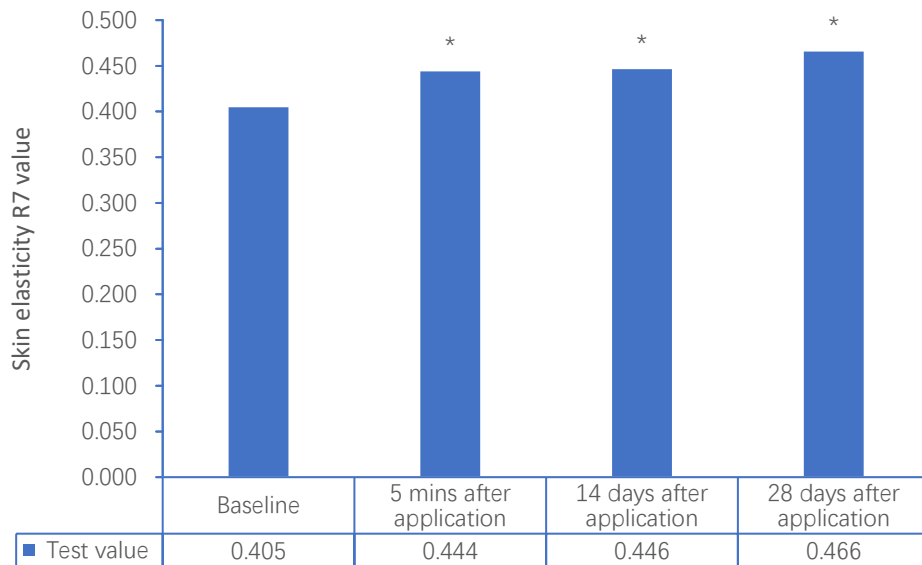


Fig.11.3 Skin elasticity R7 value

Remarks: \* means there's a significant difference compared with baseline ( $p < 0.05$ )

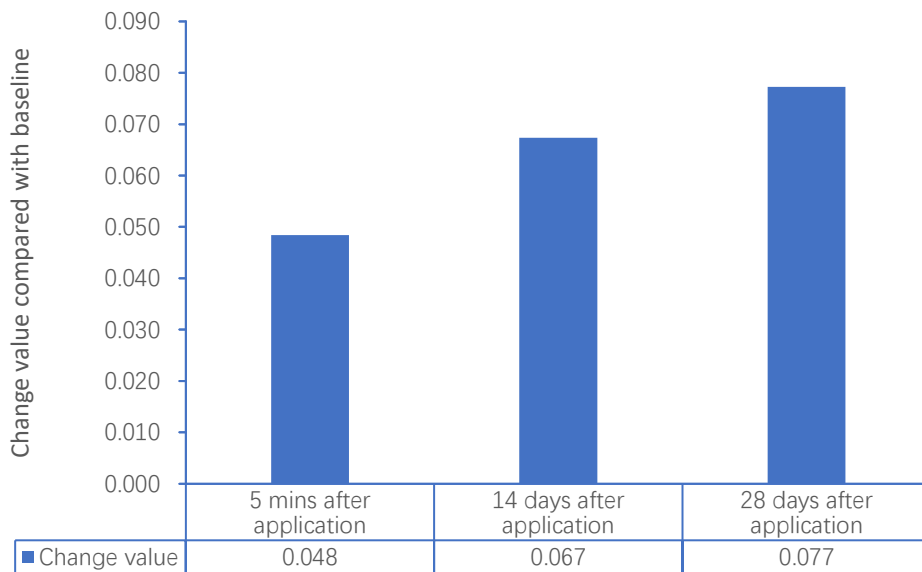


Fig.11.4 Change of skin elasticity R2 value



Unless otherwise agreed in writing, this document is issued by the Company subject to its General Conditions of Service printed overleaf, available on request or accessible at <https://www.sgs.com/en/Terms-and-Conditions>. Attention is drawn to the limitation of liability, indemnification and jurisdiction issues defined therein. Any holder of this document is advised that information contained hereon reflects the Company's findings at the time of its intervention only and within the limits of Client's instructions, if any. The Company's sole responsibility is to its Client and this document does not exonerate parties to a transaction from exercising all their rights and obligations under the transaction documents. This document cannot be reproduced except in full, without prior written approval of the Company. Any unauthorized alteration, forgery or falsification of the content or appearance of this document is unlawful and offenders may be prosecuted to the fullest extent of the law. Unless otherwise stated the results shown in this test report refer only to the sample(s) tested and such sample(s) are retained for 30 days only.

Attention: To check the authenticity of testing / inspection report & certificate, please contact us at telephone: (86-755) 8307 1443, or email: [CN.Doccheck@sgs.com](mailto:CN.Doccheck@sgs.com)

NO.588 West Jindu Road, Songjiang District, Shanghai, China 201612 t (86-21) 61915666 f (86-21) 61915678 [www.sgs.com.cn](http://www.sgs.com.cn)  
中国·上海·松江区金都西路588号 邮编: 201612 t (86-21) 61915666 f (86-21) 61915678 [sgs.china@sgs.com](mailto:sgs.china@sgs.com)

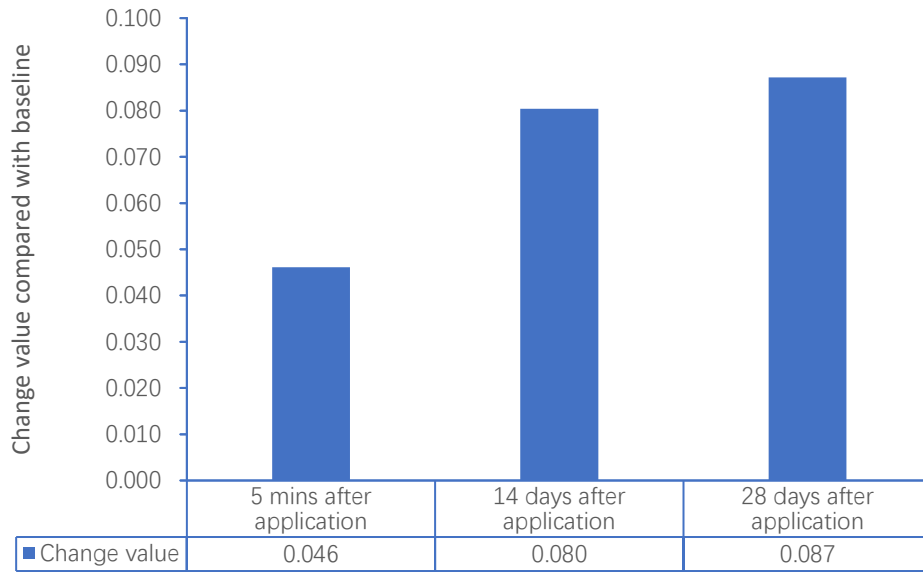


Fig.11.5 Change of skin elasticity R5 value

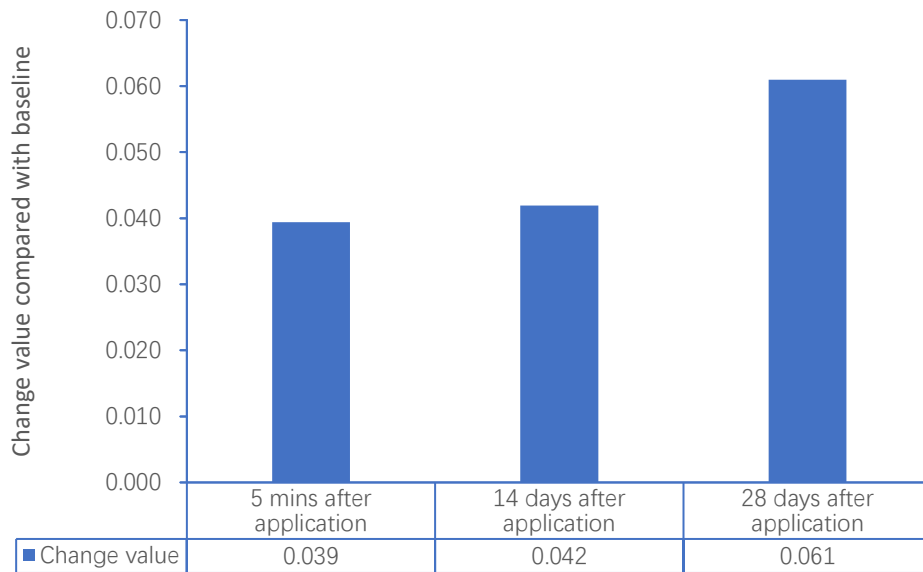


Fig.11.6 Change of skin elasticity R7 value



Unless otherwise agreed in writing, this document is issued by the Company subject to its General Conditions of Service printed overleaf, available on request or accessible at <https://www.sgs.com/en/Terms-and-Conditions>. Attention is drawn to the limitation of liability, indemnification and jurisdiction issues defined therein. Any holder of this document is advised that information contained hereon reflects the Company's findings at the time of its intervention only and within the limits of Client's instructions, if any. The Company's sole responsibility is to its Client and this document does not exonerate parties to a transaction from exercising all their rights and obligations under the transaction documents. This document cannot be reproduced except in full, without prior written approval of the Company. Any unauthorized alteration, forgery or falsification of the content or appearance of this document is unlawful and offenders may be prosecuted to the fullest extent of the law. Unless otherwise stated the results shown in this test report refer only to the sample(s) tested and such sample(s) are retained for 30 days only.

Attention: To check the authenticity of testing /inspection report & certificate, please contact us at telephone: (86-755) 8307 1443, or email: [CN.Doccheck@sgs.com](mailto:CN.Doccheck@sgs.com)

NO.588 West Jindu Road, Songjiang District, Shanghai, China 201612 t (86-21) 61915666 f (86-21) 61915678 www.sgs.com.cn  
中国·上海·松江区金都西路588号 邮编: 201612 t (86-21) 61915666 f (86-21) 61915678 sgs.china@sgs.com



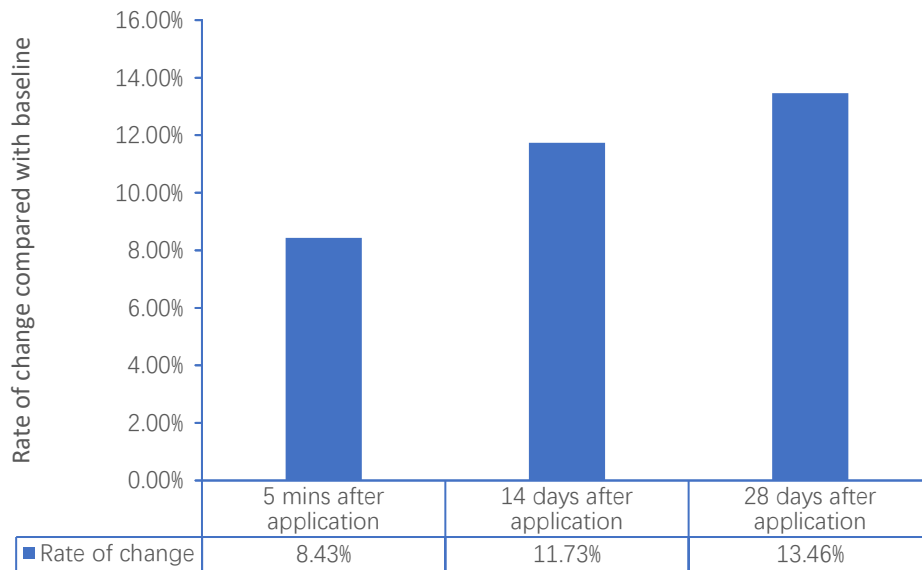


Fig.11.7 Rate of change of skin elasticity R2 value

$\text{Rate of change} = (\text{test value after application} - \text{test value before application}) \div \text{test value before application} \times 100\%$

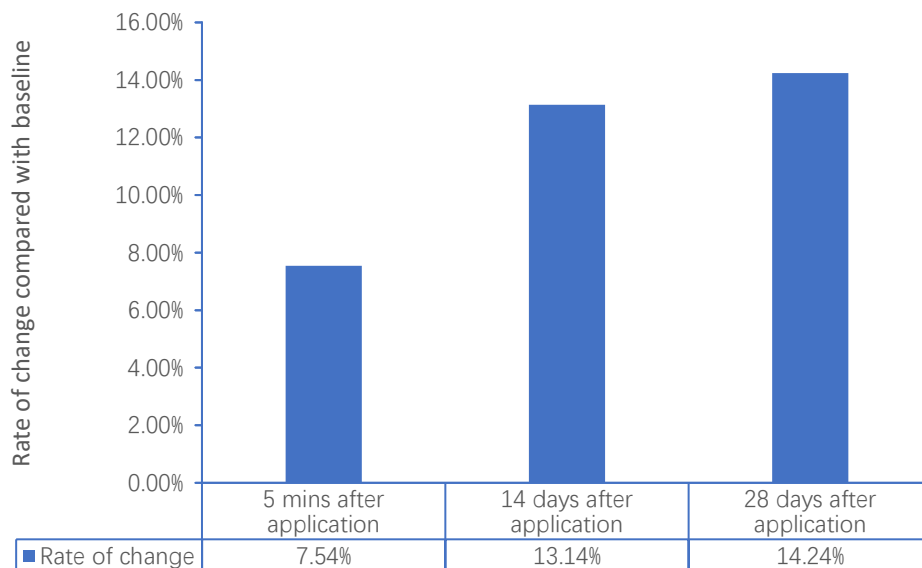


Fig.11.8 Rate of change of skin elasticity R5 value

$\text{Rate of change} = (\text{test value after application} - \text{test value before application}) \div \text{test value before application} \times 100\%$



Unless otherwise agreed in writing, this document is issued by the Company subject to its General Conditions of Service printed overleaf, available on request or accessible at <https://www.sgs.com/en/Terms-and-Conditions>. Attention is drawn to the limitation of liability, indemnification and jurisdiction issues defined therein. Any holder of this document is advised that information contained hereon reflects the Company's findings at the time of its intervention only and within the limits of Client's instructions, if any. The Company's sole responsibility is to its Client and this document does not exonerate parties to a transaction from exercising all their rights and obligations under the transaction documents. This document cannot be reproduced except in full, without prior written approval of the Company. Any unauthorized alteration, forgery or falsification of the content or appearance of this document is unlawful and offenders may be prosecuted to the fullest extent of the law. Unless otherwise stated the results shown in this test report refer only to the sample(s) tested and such sample(s) are retained for 30 days only.

Attention: To check the authenticity of testing / inspection report & certificate, please contact us at telephone: (86-755) 8307 1443, or email: [CN.Doccheck@sgs.com](mailto:CN.Doccheck@sgs.com)

NO.588 West Jindu Road, Songjiang District, Shanghai, China 201612 t (86-21) 61915666 f (86-21) 61915678 www.sgs.com.cn  
中国·上海·松江区金都西路588号 邮编: 201612 t (86-21) 61915666 f (86-21) 61915678 sgs.china@sgs.com

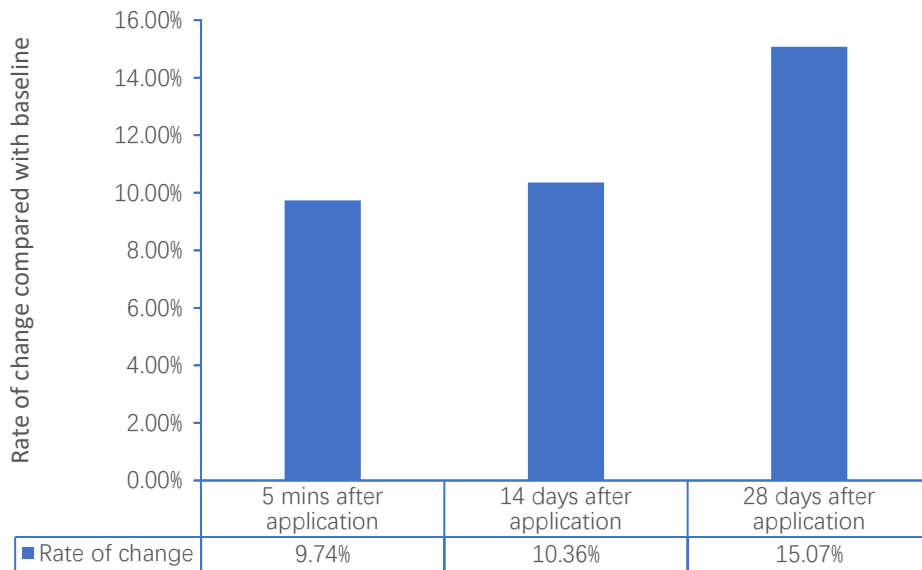


Fig.11.9 Rate of change of skin elasticity R7 value

$$\text{Rate of change} = (\text{test value after application} - \text{test value before application}) \div \text{test value before application} \times 100\%$$

Compared with baseline:

5 mins after application, the skin elasticity R2 of test area increased by 8.43% significantly, the skin elasticity R5 of test area increased by 7.54% significantly, the skin elasticity R7 of test area increased by 9.74% significantly.

14 days after application, the skin elasticity R2 of test area increased by 11.73% significantly, the skin elasticity R5 of test area increased by 13.14% significantly, the skin elasticity R7 of test area increased by 10.36% significantly.

28 days after application, the skin elasticity R2 of test area increased by 13.46% significantly, the skin elasticity R5 of test area increased by 14.24% significantly, the skin elasticity R7 of test area increased by 15.07% significantly.



Unless otherwise agreed in writing, this document is issued by the Company subject to its General Conditions of Service printed overleaf, available on request or accessible at <https://www.sgs.com/en/Terms-and-Conditions>. Attention is drawn to the limitation of liability, indemnification and jurisdiction issues defined therein. Any holder of this document is advised that information contained hereon reflects the Company's findings at the time of its intervention only and within the limits of Client's instructions, if any. The Company's sole responsibility is to its Client and this document does not exonerate parties to a transaction from exercising all their rights and obligations under the transaction documents. This document cannot be reproduced except in full, without prior written approval of the Company. Any unauthorized alteration, forgery or falsification of the content or appearance of this document is unlawful and offenders may be prosecuted to the fullest extent of the law. Unless otherwise stated the results shown in this test report refer only to the sample(s) tested and such sample(s) are retained for 30 days only.

Attention: To check the authenticity of testing / inspection report & certificate, please contact us at telephone: (86-755) 8307 1443, or email: [CN.Doccheck@sgs.com](mailto:CN.Doccheck@sgs.com)

NO.588 West Jindu Road, Songjiang District, Shanghai, China 201612 t (86-21) 61915666 f (86-21) 61915678 [www.sgsgroup.com.cn](http://www.sgsgroup.com.cn)  
中国·上海·松江区金都西路588号 邮编: 201612 t (86-21) 61915666 f (86-21) 61915678 [sgs.china@sgs.com](mailto:sgs.china@sgs.com)

#### 4.11. Skin firmness (Cutometer® dual MPA580) (Cheek)

The skin firmness is measured by the Cutometer® dual MPA580. The smaller the measured value of F4 the better the skin firmness.

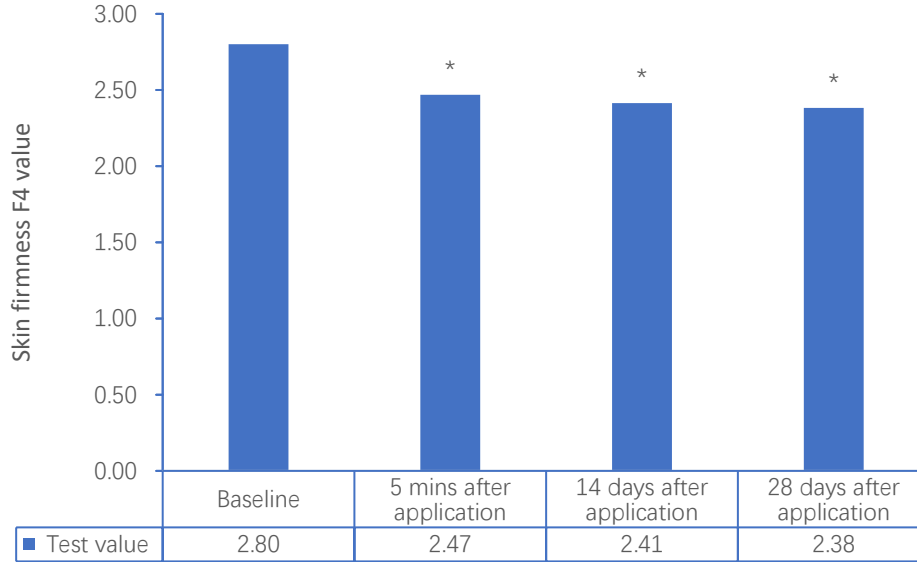


Fig.12.1 Skin firmness F4 value

Remarks: \* means there's a significant difference compared with baseline ( $p < 0.05$ )

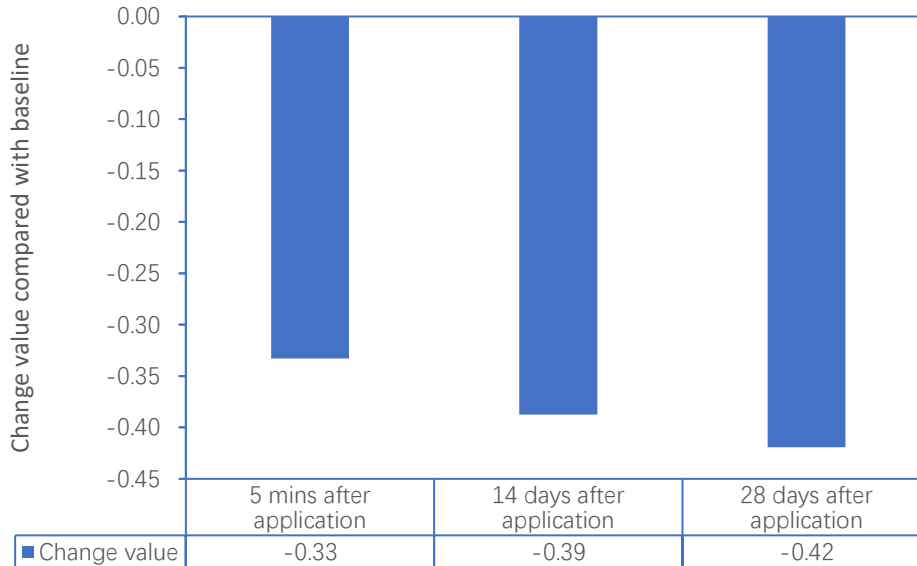


Fig.12.2 Change of skin firmness F4 value



Unless otherwise agreed in writing, this document is issued by the Company subject to its General Conditions of Service printed overleaf, available on request or accessible at <https://www.sgs.com/en/Terms-and-Conditions>. Attention is drawn to the limitation of liability, indemnification and jurisdiction issues defined therein. Any holder of this document is advised that information contained hereon reflects the Company's findings at the time of its intervention only and within the limits of Client's instructions, if any. The Company's sole responsibility is to its Client and this document does not exonerate parties to a transaction from exercising all their rights and obligations under the transaction documents. This document cannot be reproduced except in full, without prior written approval of the Company. Any unauthorized alteration, forgery or falsification of the content or appearance of this document is unlawful and offenders may be prosecuted to the fullest extent of the law. Unless otherwise stated the results shown in this test report refer only to the sample(s) tested and such sample(s) are retained for 30 days only.

Attention: To check the authenticity of testing / inspection report & certificate, please contact us at telephone: (86-755) 8307 1443, or email: [CN.Doccheck@sgs.com](mailto:CN.Doccheck@sgs.com)

NO.588 West Jindu Road, Songjiang District, Shanghai, China 201612 t (86-21) 61915666 f (86-21) 61915678 [www.sgs.com.cn](http://www.sgs.com.cn)  
中国·上海·松江区金都西路588号 邮编: 201612 t (86-21) 61915666 f (86-21) 61915678 [sgs.china@sgs.com](mailto:sgs.china@sgs.com)

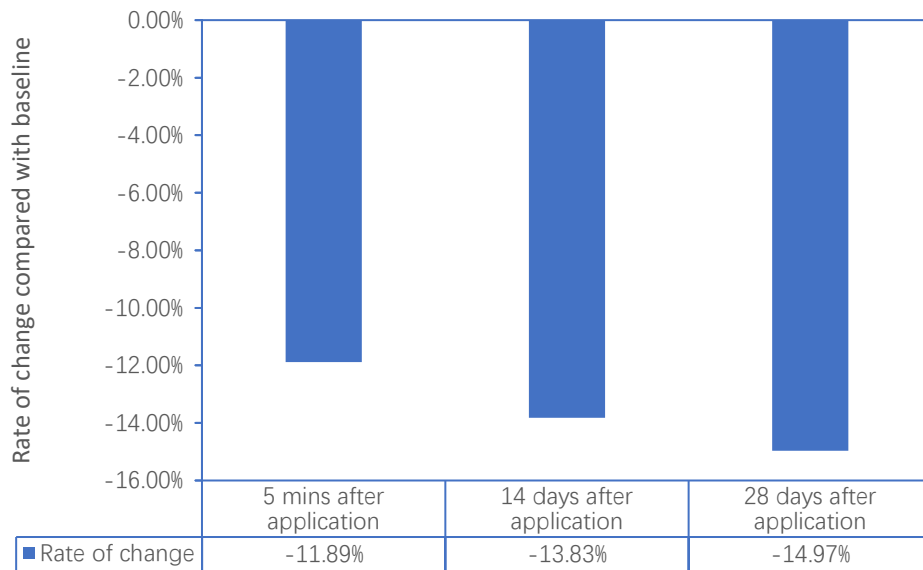


Fig.8.7 Rate of change of skin firmness F4 value

$\text{Rate of change} = (\text{test value after application} - \text{test value before application}) \div \text{test value before application} \times 100\%$

Compared with baseline:

5 mins after application, the skin firmness F4 of test area decreased by 11.89% significantly.

14 days after application, the skin firmness F4 of test area decreased by 13.83% significantly.

28 days after application, the skin firmness F4 of test area decreased by 14.97% significantly.



Unless otherwise agreed in writing, this document is issued by the Company subject to its General Conditions of Service printed overleaf, available on request or accessible at <https://www.sgs.com/en/Terms-and-Conditions>. Attention is drawn to the limitation of liability, indemnification and jurisdiction issues defined therein. Any holder of this document is advised that information contained hereon reflects the Company's findings at the time of its intervention only and within the limits of Client's instructions, if any. The Company's sole responsibility is to its Client and this document does not exonerate parties to a transaction from exercising all their rights and obligations under the transaction documents. This document cannot be reproduced except in full, without prior written approval of the Company. Any unauthorized alteration, forgery or falsification of the content or appearance of this document is unlawful and offenders may be prosecuted to the fullest extent of the law. Unless otherwise stated the results shown in this test report refer only to the sample(s) tested and such sample(s) are retained for 30 days only.

Attention: To check the authenticity of testing / inspection report & certificate, please contact us at telephone: (86-755) 8307 1443, or email: [CN.Doccheck@sgs.com](mailto:CN.Doccheck@sgs.com)

NO.588 West Jindu Road, Songjiang District, Shanghai, China 201612 t (86-21) 61915666 f (86-21) 61915678 [www.sgs.com](http://www.sgs.com)  
中国·上海·松江区金都西路588号 邮编: 201612 t (86-21) 61915666 f (86-21) 61915678 [sgs.china@sgs.com](mailto:sgs.china@sgs.com)



#### 4.12. Expert evaluation

Table 1 Result of expert evaluation

Parameter	Mean				Rate of change			Significant difference compared with D0		
	D0	D0 Timm	D14	D28	D0 Timm	D14	D28	D0 Timm	D14	D28
Forehead wrinkles	3.57	/	3.38	3.33	/	-5.14%	-6.54%	/	0.001	<0.001
Nasolabial fold wrinkles	3.97	/	3.87	3.78	/	-2.52%	-4.62%	/	0.031	0.001
Crow's feet wrinkles	3.98	/	3.63	3.57	/	-8.79%	-10.46%	/	<0.001	<0.001
Neck wrinkles	4.25	/	4.17	4.12	/	-1.96%	-3.14%	/	0.063	0.008
Eye bags	3.67	/	3.47	3.42	/	-5.45%	-6.82%	/	<0.001	<0.001
Skin tone evenness	4.03	4.03	3.93	3.75	0.00%	-2.48%	-7.02%	1.000	0.031	<0.001
Skin smoothness	3.65	3.63	3.55	3.32	-0.46%	-2.74%	-9.13%	1.000	0.031	<0.001
Skin radiance	3.87	3.80	3.68	3.53	-1.72%	-4.74%	-8.62%	0.125	0.001	<0.001
Skin elasticity (tactile)	3.90	3.88	3.63	3.58	-0.43%	-6.84%	-8.12%	1.000	<0.001	<0.001
Cheek sagging appearance (visual)	4.05	3.92	3.77	3.77	-3.29%	-7.00%	-7.00%	0.008	<0.001	<0.001
Jawline sagging appearance (visual)	4.07	3.98	3.85	3.65	-2.05%	-5.33%	-10.25%	0.063	<0.001	<0.001

Evaluation standard: (1) Wrinkles: 0-9 score (SGS standard grading scale).

(2) Neck wrinkles: 0-9 score (0= None, 9= Numerous, deep fine lines).

(3) Eye bags: 0-9 score (SGS standard grading scale).

(4) Skin tone evenness: 0-9 score (0= Even skin color, no hyperpigmentation, 9= Uneven, discolored appearance (brown and/or red colors)).

(5) Skin smoothness: 0-9 score (SGS standard grading scale).

(6) Skin radiance: 0-9 score (SGS standard grading scale).

(7) Skin elasticity (tactile): 0-9 score (0=Skin feels thick, dense, firm and bounces, 9=Skin feels thin and loose).

(8) Sagging appearance (visual): 0-9 score (0=Skin appears lifted, tight, and firm and is in an optimal, natural appearing, upward position, 9=Skin is sagging and loose appearing and is lying in a suboptimal downward position).

Compared with baseline:

5 mins after application, the mean score of skin tone evenness was no change, the mean score of skin smoothness decreased by 0.46% non-significantly, the mean score of skin radiance decreased by 1.72% non-significantly, the mean score of skin elasticity (tactile) decreased by 0.43% non-significantly, the mean score of cheek sagging appearance (visual) decreased by 3.29% significantly, the mean score of jawline sagging appearance (visual) decreased by 2.05% non-significantly.

14 days after application, the mean score of forehead wrinkles decreased by 5.14% significantly, the mean score of nasolabial fold wrinkles decreased by 2.52% significantly, the mean score of crow's feet wrinkles decreased by 8.79% significantly, the mean score of neck wrinkles decreased by 1.96% non-significantly, the mean score of eye bags decreased by 5.45% significantly, the mean score of skin tone evenness decreased by 2.48% significantly, the mean score of skin smoothness decreased by 2.74% significantly, the mean score of skin radiance decreased by 4.74% significantly, the mean score of skin elasticity (tactile) decreased by 6.84% significantly, the mean score of cheek sagging appearance (visual) decreased by 7.00% significantly, the mean score of jawline sagging appearance (visual) decreased by 5.33% significantly.

28 days after application, the mean score of forehead wrinkles decreased by 6.54% significantly, the mean score of nasolabial fold wrinkles decreased by 4.62% significantly, the mean score of crow's feet wrinkles decreased by 10.46% significantly, the mean score of neck wrinkles decreased by 3.14% significantly, the



Unless otherwise agreed in writing, this document is issued by the Company subject to its General Conditions of Service printed overleaf, available on request or accessible at <https://www.sgs.com/en/Terms-and-Conditions>. Attention is drawn to the limitation of liability, indemnification and jurisdiction issues defined therein. Any holder of this document is advised that information contained hereon reflects the Company's findings at the time of its intervention only and within the limits of Client's instructions, if any. The Company's sole responsibility is to its Client and this document does not exonerate parties to a transaction from exercising all their rights and obligations under the transaction documents. This document cannot be reproduced except in full, without prior written approval of the Company. Any unauthorized alteration, forgery or falsification of the content or appearance of this document is unlawful and offenders may be prosecuted to the fullest extent of the law. Unless otherwise stated the results shown in this test report refer only to the sample(s) tested and such sample(s) are retained for 30 days only.

Attention: To check the authenticity of testing / inspection report & certificate, please contact us at telephone: (86-755) 8307 1443, or email: [CN.Doccheck@sgs.com](mailto:CN.Doccheck@sgs.com)

NO.588 West Jindu Road, Songjiang District, Shanghai, China 201612 t (86-21) 61915666 f (86-21) 61915678 www.sgs.com.cn  
中国·上海·松江区金都西路588号 邮编: 201612 t (86-21) 61915666 f (86-21) 61915678 sgs.china@sgs.com



mean score of eye bags decreased by 6.82% significantly, the mean score of skin tone evenness decreased by 7.02% significantly, the mean score of skin smoothness decreased by 9.13% significantly, the mean score of skin radiance decreased by 8.62% significantly, the mean score of skin elasticity (tactile) decreased by 8.12% significantly, the mean score of cheek sagging appearance (visual) decreased by 7.00% significantly, the mean score of jawline sagging appearance (visual) decreased by 10.25% significantly.

#### 4.13. Self-assessment

Table 2 Self-assessment (Satisfaction)

Question	Satisfaction	
	D14	D28
Satisfaction after using the beauty apparatus for 5 minutes in the morning	93%	97%
Feelings about unique patting/grabbing flesh to wake up the skin	90%	97%
Skin improvement effect after use (no peeling/more supple/firm)	97%	100%
Tightening and lifting effect on facial contour after use	90%	97%
Improvement of makeup application after use (powder jamming/claying/floating powder) (Please fill in this question for subjects who had makeup application after using the product during the test period)	93%	97%
Improvement of makeup holding effect after use (Please fill in this question for subjects who had makeup application after using the product during the test period)	93%	97%
Skin firmness enhancement effect	93%	100%
Skin elasticity enhancement effect	93%	100%
Skin glow brightening effect	93%	97%
Skin plumpness enhancing effect	93%	97%
Effect of skin pore refinement (Please fill out this question for subjects who self-identify as having large skin pores)	80%	90%
Skin rejuvenation effect	97%	100%
Overall facial skin health improvement effect	93%	97%
Improvement effect on nasolabial folds	83%	90%
Improvement effect on crow's feet	80%	90%
Improvement effect on cervical stripe	77%	90%
Improvement effect on eye bags	80%	87%
Improvement effect on comprehensive facial wrinkles	90%	93%
Lifting effect on the corners of the eyes	87%	90%
Tightening effect on cheeks	97%	97%
Tightening effect on jawline	90%	90%
Lifting effect on apple muscle	90%	90%
Lifting effect on the corners of the mouth	83%	87%
Improvement effect on comprehensive facial rejuvenation	87%	90%
Product odor satisfaction	93%	100%
Product absorption satisfaction	93%	97%
Product texture satisfaction	97%	100%
Product skin feeling satisfaction	97%	100%
Would you like to continue to use this product in the morning to create makeup-ready skin*	/	100%
Would you like to recommend the morning beauty apparatus treatment to others*	/	100%



Unless otherwise agreed in writing, this document is issued by the Company subject to its General Conditions of Service printed overleaf, available on request or accessible at <https://www.sgs.com/en/Terms-and-Conditions>. Attention is drawn to the limitation of liability, indemnification and jurisdiction issues defined therein. Any holder of this document is advised that information contained hereon reflects the Company's findings at the time of its intervention only and within the limits of Client's instructions, if any. The Company's sole responsibility is to its Client and this document does not exonerate parties to a transaction from exercising all their rights and obligations under the transaction documents. This document cannot be reproduced except in full, without prior written approval of the Company. Any unauthorized alteration, forgery or falsification of the content or appearance of this document is unlawful and offenders may be prosecuted to the fullest extent of the law. Unless otherwise stated the results shown in this test report refer only to the sample(s) tested and such sample(s) are retained for 30 days only.

Attention: To check the authenticity of testing / inspection report & certificate, please contact us at telephone: (86-755) 8307 1443, or email: [CN.Doccheck@sgs.com](mailto:CN.Doccheck@sgs.com)

NO.588 West Jindu Road, Songjiang District, Shanghai, China 201612 t (86-21) 61915666 f (86-21) 61915678 [www.sgsgroup.com.cn](http://www.sgsgroup.com.cn)  
中国·上海·松江区金都西路588号 邮编: 201612 t (86-21) 61915666 f (86-21) 61915678 [sgs.china@sgs.com](mailto:sgs.china@sgs.com)

Question	Satisfaction	
	D14	D28
Would you like to continue using this product? *	/	100%
Is it easy to stick with it*	/	97%
Is the apparatus easy to operate*	/	100%
Whether you can accept the product's unique patting/grabbing flesh feeling*	/	100%
Is the product easy to clean*	/	100%

Evaluation standard: 1-5 scale, 1 means not satisfied, 2 means relatively not satisfied, 3 means general, 4 means relatively satisfied, and 5 means satisfied.

\* Choose "Yes" or "No".

Satisfaction = the number of subjects choosing more than "3" ÷ total number × 100%

\* Satisfaction = the number of subjects choosing "Yes" ÷ total number × 100%

14 days after application, 93% subjects were satisfied with using the beauty apparatus for 5 minutes in the morning, 90% subjects were satisfied with the feelings about unique patting/grabbing flesh to wake up the skin, 97% subjects were satisfied with the skin improvement effect after use (no peeling/more supple/firm), 90% subjects were satisfied with the tightening and lifting effect on facial contour after use, 93% subjects were satisfied with the improvement of makeup application after use (powder jamming/claying/floating powder), 93% subjects were satisfied with the improvement of makeup holding effect after use, 93% subjects were satisfied with the skin firmness enhancement effect, 93% subjects were satisfied with the skin elasticity enhancement effect, 93% subjects were satisfied with the skin glow brightening effect, 93% subjects were satisfied with the skin plumpness enhancing effect, 80% subjects were satisfied with the effect of skin pore refinement, 97% subjects were satisfied with the skin rejuvenation effect, 93% subjects were satisfied with the overall facial skin health improvement effect, 83% subjects were satisfied with the improvement effect on nasolabial folds, 80% subjects were satisfied with the improvement effect on crow's feet, 77% subjects were satisfied with the improvement effect on cervical stripe, 80% subjects were satisfied with the improvement effect on eye bags, 90% subjects were satisfied with the improvement effect on comprehensive facial wrinkles, 87% subjects were satisfied with the lifting effect on the corners of the eyes, 97% subjects were satisfied with the tightening effect on cheeks, 90% subjects were satisfied with the tightening effect on jawline, 90% subjects were satisfied with the lifting effect on apple muscle, 83% subjects were satisfied with the lifting effect on the corners of the mouth, 87% subjects were satisfied with the improvement effect on comprehensive facial rejuvenation, 93% subjects were satisfied with the product odor, 93% subjects were satisfied with the product absorption, 97% subjects were satisfied with the product texture, 97% subjects were satisfied with the product skin feeling.

28 days after application, 97% subjects were satisfied with using the beauty apparatus for 5 minutes in the morning, 97% subjects were satisfied with the feelings about unique patting/grabbing flesh to wake up the skin, 100% subjects were satisfied with the skin improvement effect after use (no peeling/more supple/firm), 97% subjects were satisfied with the tightening and lifting effect on facial contour after use, 97% subjects were satisfied with the improvement of makeup application after use (powder jamming/claying/floating powder), 97% subjects were satisfied with the improvement of makeup holding effect after use, 100% subjects were satisfied with the skin firmness enhancement effect, 100% subjects were satisfied with the skin elasticity enhancement effect, 97% subjects were satisfied with the skin glow brightening effect, 97% subjects were satisfied with the skin plumpness enhancing effect, 90% subjects were satisfied with the effect of skin pore refinement, 100% subjects were satisfied with the skin rejuvenation effect, 97% subjects were satisfied with the overall facial skin health improvement effect, 90% subjects were satisfied with the improvement effect on nasolabial folds, 90% subjects were satisfied with the improvement effect on crow's feet, 90% subjects were satisfied with the improvement effect on cervical stripe, 87% subjects were satisfied with the improvement effect on eye bags, 93% subjects were satisfied with the improvement effect on comprehensive facial wrinkles, 90% subjects were satisfied with the lifting effect on the corners of the eyes, 97% subjects were satisfied with the tightening effect on cheeks, 90% subjects were satisfied with the tightening effect on jawline, 90% subjects were satisfied with the lifting effect on apple muscle, 87% subjects



Unless otherwise agreed in writing, this document is issued by the Company subject to its General Conditions of Service printed overleaf, available on request or accessible at <https://www.sgs.com/en/Terms-and-Conditions>. Attention is drawn to the limitation of liability, indemnification and jurisdiction issues defined therein. Any holder of this document is advised that information contained hereon reflects the Company's findings at the time of its intervention only and within the limits of Client's instructions, if any. The Company's sole responsibility is to its Client and this document does not exonerate parties to a transaction from exercising all their rights and obligations under the transaction documents. This document cannot be reproduced except in full, without prior written approval of the Company. Any unauthorized alteration, forgery or falsification of the content or appearance of this document is unlawful and offenders may be prosecuted to the fullest extent of the law. Unless otherwise stated the results shown in this test report refer only to the sample(s) tested and such sample(s) are retained for 30 days only.

Attention: To check the authenticity of testing / inspection report & certificate, please contact us at telephone: (86-755) 8307 1443, or email: [CN.Doccheck@sgs.com](mailto:CN.Doccheck@sgs.com)

NO.588 West Jindu Road, Songjiang District, Shanghai, China 201612 t (86-21) 61915666 f (86-21) 61915678 [www.sgs.com](http://www.sgs.com) [sgs.china@sgs.com](mailto:sgs.china@sgs.com)

中国·上海·松江区金都西路588号

邮编: 201612 t (86-21) 61915666 f (86-21) 61915678

were satisfied with the lifting effect on the corners of the mouth, 90% subjects were satisfied with the improvement effect on comprehensive facial rejuvenation, 100% subjects were satisfied with the product odor, 97% subjects were satisfied with the product absorption, 100% subjects were satisfied with the product texture, 100% subjects were satisfied with the product skin feeling, 100% subjects were willing to continue to use this product in the morning to create makeup-ready skin, 100% subjects were willing to recommend the morning beauty apparatus treatment to others, 100% subjects were willing to continue using this product, 97% subjects thought it is easy to stick with it, 100% subjects thought the apparatus easy to operate, 100% subjects could accept the product's unique patting/grabbing flesh feeling, 100% subjects thought that "the product is easy to clean".

Table 3 Self-assessment

Question	Percentage			
	Daily	Weekly 5-7 times	Weekly 3-5 times	Weekly 1-3 times
The frequency of using the beauty apparatus in the morning after the test	80%	13%	7%	0%
Frequency of using the beauty apparatus in the morning to create makeup-ready skin after the test	83%	17%	0%	0%

After the test, 80% subjects thought that they could use the beauty apparatus in every morning, 13% subjects thought that they could use the beauty apparatus weekly 5-7 times, 7% subjects thought that they could use the beauty apparatus weekly 3-5 times.

After the test, 83% subjects thought that they could use the beauty apparatus to create makeup-ready skin in every morning, 17% subjects thought that they could use the beauty apparatus to create makeup-ready skin weekly 5-7 times.

## 5. Protocol deviation and revision

This study was carried out in full accordance with the protocol.

## 6. Adverse events

No adverse events (AEs) were recorded during the course of the study.

## 7. Sample photos:



Unless otherwise agreed in writing, this document is issued by the Company subject to its General Conditions of Service printed overleaf, available on request or accessible at <https://www.sgs.com/en/Terms-and-Conditions>. Attention is drawn to the limitation of liability, indemnification and jurisdiction issues defined therein. Any holder of this document is advised that information contained hereon reflects the Company's findings at the time of its intervention only and within the limits of Client's instructions, if any. The Company's sole responsibility is to its Client and this document does not exonerate parties to a transaction from exercising all their rights and obligations under the transaction documents. This document cannot be reproduced except in full, without prior written approval of the Company. Any unauthorized alteration, forgery or falsification of the content or appearance of this document is unlawful and offenders may be prosecuted to the fullest extent of the law. Unless otherwise stated the results shown in this test report refer only to the sample(s) tested and such sample(s) are retained for 30 days only.

Attention: To check the authenticity of testing / inspection report & certificate, please contact us at telephone: (86-755) 8307 1443, or email: [CN.Doccheck@sgs.com](mailto:CN.Doccheck@sgs.com)

NO.588 West Jindu Road, Songjiang District, Shanghai, China 201612 t (86-21) 61915666 f (86-21) 61915678 [www.sgsgroup.com.cn](http://www.sgsgroup.com.cn)  
中国·上海·松江区金都西路588号 邮编: 201612 t (86-21) 61915666 f (86-21) 61915678 [sgs.china@sgs.com](mailto:sgs.china@sgs.com)



## 8. Appendix I: Subject Information

Table 4 Subject Information

NO.	Name	Gender	Age
1	DHZ	Female	33
2	LLL	Female	32
3	SMD	Female	41
6	XSH	Female	49
8	SYQ	Female	43
10	HYE	Female	55
11	ZMX	Female	50
12	HYF	Female	40
13	XMS	Female	48
14	YYY	Female	41
15	CLJ	Female	43
16	CQL	Female	42
17	LXT	Female	38
19	XSY	Female	42
20	CMX	Female	42
22	XCM	Female	39
23	WMY	Female	44
25	WKF	Female	52
26	CLP	Female	36
27	YML	Female	40
29	HXJ	Female	32
32	KMJ	Female	48
33	ZXF	Female	37
35	TMZ	Female	39
37	WAC	Female	40
38	LP	Female	32
40	JJ	Female	48
41	WSN	Female	30
43	HJL	Female	37
45	LYM	Female	37

Remark: subject #4, #5, #7, #9, #18, #21, #24, #28, #30, #31, #34, #36, #39, #42, #44 didn't return to the clinic on time due to personal reasons, dropped from the study.















Unless otherwise agreed in writing, this document is issued by the Company subject to its General Conditions of Service printed overleaf, available on request or accessible at <https://www.sgs.com/en/Terms-and-Conditions>. Attention is drawn to the limitation of liability, indemnification and jurisdiction issues defined therein. Any holder of this document is advised that information contained hereon reflects the Company's findings at the time of its intervention only and within the limits of Client's instructions, if any. The Company's sole responsibility is to its Client and this document does not exonerate parties to a transaction from exercising all their rights and obligations under the transaction documents. This document cannot be reproduced except in full, without prior written approval of the Company. Any unauthorized alteration, forgery or falsification of the content or appearance of this document is unlawful and offenders may be prosecuted to the fullest extent of the law. Unless otherwise stated the results shown in this test report refer only to the sample(s) tested and such sample(s) are retained for 30 days only.

Attention: To check the authenticity of testing / inspection report & certificate, please contact us at telephone: (86-755) 8307 1443, or email: [CN.Doccheck@sgs.com](mailto:CN.Doccheck@sgs.com)

NO.588 West Jindu Road, Songjiang District, Shanghai, China 201612 t (86-21) 61915666 f (86-21) 61915678 [www.sgs.com](http://www.sgs.com)  
中国·上海·松江区金都西路588号 邮编: 201612 t (86-21) 61915666 f (86-21) 61915678 [sgs.china@sgs.com](mailto:sgs.china@sgs.com)

## 9. Appendix II: Image capture of part of subjects

### ● VISIA-CR: Standard light 2

No.	Site	D0	D0Timm	D14	D28
25	Center				
	Left				
	Right				















Unless otherwise agreed in writing, this document is issued by the Company subject to its General Conditions of Service printed overleaf, available on request or accessible at <https://www.sgs.com/en/Terms-and-Conditions>. Attention is drawn to the limitation of liability, indemnification and jurisdiction issues defined therein. Any holder of this document is advised that information contained hereon reflects the Company's findings at the time of its intervention only and within the limits of Client's instructions, if any. The Company's sole responsibility is to its Client and this document does not exonerate parties to a transaction from exercising all their rights and obligations under the transaction documents. This document cannot be reproduced except in full, without prior written approval of the Company. Any unauthorized alteration, forgery or falsification of the content or appearance of this document is unlawful and offenders may be prosecuted to the fullest extent of the law. Unless otherwise stated the results shown in this test report refer only to the sample(s) tested and such sample(s) are retained for 30 days only.

Attention: To check the authenticity of testing / inspection report & certificate, please contact us at telephone: (86-755) 8307 1443, or email: [CN.Doccheck@sgs.com](mailto:CN.Doccheck@sgs.com)

NO.588 West Jindu Road, Songjiang District, Shanghai, China 201612 t (86-21) 61915666 f (86-21) 61915678 www.sgs.com.cn  
中国·上海·松江区金都西路588号 邮编: 201612 t (86-21) 61915666 f (86-21) 61915678 sgs.china@sgs.com















No.	Site	D0	D0Timm	D14	D28
40	Center				
	Left				
	Right				



Unless otherwise agreed in writing, this document is issued by the Company subject to its General Conditions of Service printed overleaf, available on request or accessible at <https://www.sgs.com/en/Terms-and-Conditions>. Attention is drawn to the limitation of liability, indemnification and jurisdiction issues defined therein. Any holder of this document is advised that information contained hereon reflects the Company's findings at the time of its intervention only and within the limits of Client's instructions, if any. The Company's sole responsibility is to its Client and this document does not exonerate parties to a transaction from exercising all their rights and obligations under the transaction documents. This document cannot be reproduced except in full, without prior written approval of the Company. Any unauthorized alteration, forgery or falsification of the content or appearance of this document is unlawful and offenders may be prosecuted to the fullest extent of the law. Unless otherwise stated the results shown in this test report refer only to the sample(s) tested and such sample(s) are retained for 30 days only.

Attention: To check the authenticity of testing / inspection report & certificate, please contact us at telephone: (86-755) 8307 1443, or email: [CN.Doccheck@sgs.com](mailto:CN.Doccheck@sgs.com)

NO.588 West Jindu Road, Songjiang District, Shanghai, China 201612 t (86-21) 61915666 f (86-21) 61915678 [www.sgsgroup.com.cn](http://www.sgsgroup.com.cn)  
中国·上海·松江区金都西路588号 邮编: 201612 t (86-21) 61915666 f (86-21) 61915678 [sgs.china@sgs.com](mailto:sgs.china@sgs.com)

No.	Site	D0	D0Timm	D14	D28
41	Center				
	Left				
	Right				















Unless otherwise agreed in writing, this document is issued by the Company subject to its General Conditions of Service printed overleaf, available on request or accessible at <https://www.sgs.com/en/Terms-and-Conditions>. Attention is drawn to the limitation of liability, indemnification and jurisdiction issues defined therein. Any holder of this document is advised that information contained hereon reflects the Company's findings at the time of its intervention only and within the limits of Client's instructions, if any. The Company's sole responsibility is to its Client and this document does not exonerate parties to a transaction from exercising all their rights and obligations under the transaction documents. This document cannot be reproduced except in full, without prior written approval of the Company. Any unauthorized alteration, forgery or falsification of the content or appearance of this document is unlawful and offenders may be prosecuted to the fullest extent of the law. Unless otherwise stated the results shown in this test report refer only to the sample(s) tested and such sample(s) are retained for 30 days only.

Attention: To check the authenticity of testing / inspection report & certificate, please contact us at telephone: (86-755) 8307 1443, or email: [CN.Doccheck@sgs.com](mailto:CN.Doccheck@sgs.com)

NO.588 West Jindu Road, Songjiang District, Shanghai, China 201612 t (86-21) 61915666 f (86-21) 61915678 [www.sgs.com](http://www.sgs.com)  
 中国·上海·松江区金都西路588号 邮编: 201612 t (86-21) 61915666 f (86-21) 61915678 [sgs.china@sgs.com](mailto:sgs.china@sgs.com)



● VISIA-CR: Cross-polarized light













No.	Site	D0	D0Timm	D14	D28
25	Center				
	Left				
	Right				



Unless otherwise agreed in writing, this document is issued by the Company subject to its General Conditions of Service printed overleaf, available on request or accessible at <https://www.sgs.com/en/Terms-and-Conditions>. Attention is drawn to the limitation of liability, indemnification and jurisdiction issues defined therein. Any holder of this document is advised that information contained hereon reflects the Company's findings at the time of its intervention only and within the limits of Client's instructions, if any. The Company's sole responsibility is to its Client and this document does not exonerate parties to a transaction from exercising all their rights and obligations under the transaction documents. This document cannot be reproduced except in full, without prior written approval of the Company. Any unauthorized alteration, forgery or falsification of the content or appearance of this document is unlawful and offenders may be prosecuted to the fullest extent of the law. Unless otherwise stated the results shown in this test report refer only to the sample(s) tested and such sample(s) are retained for 30 days only.

Attention: To check the authenticity of testing / inspection report & certificate, please contact us at telephone: (86-755) 8307 1443, or email: [CN.Doccheck@sgs.com](mailto:CN.Doccheck@sgs.com)

NO.588 West Jindu Road, Songjiang District, Shanghai, China 201612 t (86-21) 61915666 f (86-21) 61915678 [www.sgs.com](http://www.sgs.com)  
中国·上海·松江区金都西路588号 邮编: 201612 t (86-21) 61915666 f (86-21) 61915678 [sgs.china@sgs.com](mailto:sgs.china@sgs.com)

No.	Site	D0	D0Timm	D14	D28
40	Center				
	Left				
	Right				















Unless otherwise agreed in writing, this document is issued by the Company subject to its General Conditions of Service printed overleaf, available on request or accessible at <https://www.sgs.com/en/Terms-and-Conditions>. Attention is drawn to the limitation of liability, indemnification and jurisdiction issues defined therein. Any holder of this document is advised that information contained hereon reflects the Company's findings at the time of its intervention only and within the limits of Client's instructions, if any. The Company's sole responsibility is to its Client and this document does not exonerate parties to a transaction from exercising all their rights and obligations under the transaction documents. This document cannot be reproduced except in full, without prior written approval of the Company. Any unauthorized alteration, forgery or falsification of the content or appearance of this document is unlawful and offenders may be prosecuted to the fullest extent of the law. Unless otherwise stated the results shown in this test report refer only to the sample(s) tested and such sample(s) are retained for 30 days only.

Attention: To check the authenticity of testing / inspection report & certificate, please contact us at telephone: (86-755) 8307 1443, or email: [CN.Doccheck@sgs.com](mailto:CN.Doccheck@sgs.com)

NO.588 West Jindu Road, Songjiang District, Shanghai, China 201612 t (86-21) 61915666 f (86-21) 61915678 [www.sgsgroup.com.cn](http://www.sgsgroup.com.cn)  
中国·上海·松江区金都西路588号 邮编: 201612 t (86-21) 61915666 f (86-21) 61915678 [sgs.china@sgs.com](mailto:sgs.china@sgs.com)



No.	Site	D0	D0Timm	D14	D28
41	Center				
	Left				
	Right				















Unless otherwise agreed in writing, this document is issued by the Company subject to its General Conditions of Service printed overleaf, available on request or accessible at <https://www.sgs.com/en/Terms-and-Conditions>. Attention is drawn to the limitation of liability, indemnification and jurisdiction issues defined therein. Any holder of this document is advised that information contained hereon reflects the Company's findings at the time of its intervention only and within the limits of Client's instructions, if any. The Company's sole responsibility is to its Client and this document does not exonerate parties to a transaction from exercising all their rights and obligations under the transaction documents. This document cannot be reproduced except in full, without prior written approval of the Company. Any unauthorized alteration, forgery or falsification of the content or appearance of this document is unlawful and offenders may be prosecuted to the fullest extent of the law. Unless otherwise stated the results shown in this test report refer only to the sample(s) tested and such sample(s) are retained for 30 days only.

Attention: To check the authenticity of testing / inspection report & certificate, please contact us at telephone: (86-755) 8307 1443, or email: [CN.Doccheck@sgs.com](mailto:CN.Doccheck@sgs.com)

NO.588 West Jindu Road, Songjiang District, Shanghai, China 201612 t (86-21) 61915666 f (86-21) 61915678 [www.sgs.com](http://www.sgs.com)  
 中国·上海·松江区金都西路588号 邮编: 201612 t (86-21) 61915666 f (86-21) 61915678 [sgs.china@sgs.com](mailto:sgs.china@sgs.com)



● VISIA-CR: Parallel-polarized light













No.	Site	D0	D0Timm	D14	D28
25	Center				
	Left				
	Right				



Unless otherwise agreed in writing, this document is issued by the Company subject to its General Conditions of Service printed overleaf, available on request or accessible at <https://www.sgs.com/en/Terms-and-Conditions>. Attention is drawn to the limitation of liability, indemnification and jurisdiction issues defined therein. Any holder of this document is advised that information contained hereon reflects the Company's findings at the time of its intervention only and within the limits of Client's instructions, if any. The Company's sole responsibility is to its Client and this document does not exonerate parties to a transaction from exercising all their rights and obligations under the transaction documents. This document cannot be reproduced except in full, without prior written approval of the Company. Any unauthorized alteration, forgery or falsification of the content or appearance of this document is unlawful and offenders may be prosecuted to the fullest extent of the law. Unless otherwise stated the results shown in this test report refer only to the sample(s) tested and such sample(s) are retained for 30 days only.

Attention: To check the authenticity of testing / inspection report & certificate, please contact us at telephone: (86-755) 8307 1443, or email: [CN.Doccheck@sgs.com](mailto:CN.Doccheck@sgs.com)

NO.588 West Jindu Road, Songjiang District, Shanghai, China 201612 t (86-21) 61915666 f (86-21) 61915678 [www.sgs.com](http://www.sgs.com)  
中国·上海·松江区金都西路588号 邮编: 201612 t (86-21) 61915666 f (86-21) 61915678 [sgs.china@sgs.com](mailto:sgs.china@sgs.com)

No.	Site	D0	D0Timm	D14	D28
40	Center				
	Left				
	Right				















Unless otherwise agreed in writing, this document is issued by the Company subject to its General Conditions of Service printed overleaf, available on request or accessible at <https://www.sgs.com/en/Terms-and-Conditions>. Attention is drawn to the limitation of liability, indemnification and jurisdiction issues defined therein. Any holder of this document is advised that information contained hereon reflects the Company's findings at the time of its intervention only and within the limits of Client's instructions, if any. The Company's sole responsibility is to its Client and this document does not exonerate parties to a transaction from exercising all their rights and obligations under the transaction documents. This document cannot be reproduced except in full, without prior written approval of the Company. Any unauthorized alteration, forgery or falsification of the content or appearance of this document is unlawful and offenders may be prosecuted to the fullest extent of the law. Unless otherwise stated the results shown in this test report refer only to the sample(s) tested and such sample(s) are retained for 30 days only.

Attention: To check the authenticity of testing / inspection report & certificate, please contact us at telephone: (86-755) 8307 1443, or email: [CN.Doccheck@sgs.com](mailto:CN.Doccheck@sgs.com)

NO.588 West Jindu Road, Songjiang District, Shanghai, China 201612 t (86-21) 61915666 f (86-21) 61915678 [www.sgs.com](http://www.sgs.com)  
 中国·上海·松江区金都西路588号 邮编: 201612 t (86-21) 61915666 f (86-21) 61915678 [sgs.china@sgs.com](mailto:sgs.china@sgs.com)



No.	Site	D0	D0Timm	D14	D28
41	Center				
	Left				
	Right				



Unless otherwise agreed in writing, this document is issued by the Company subject to its General Conditions of Service printed overleaf, available on request or accessible at <https://www.sgs.com/en/Terms-and-Conditions>. Attention is drawn to the limitation of liability, indemnification and jurisdiction issues defined therein. Any holder of this document is advised that information contained hereon reflects the Company's findings at the time of its intervention only and within the limits of Client's instructions, if any. The Company's sole responsibility is to its Client and this document does not exonerate parties to a transaction from exercising all their rights and obligations under the transaction documents. This document cannot be reproduced except in full, without prior written approval of the Company. Any unauthorized alteration, forgery or falsification of the content or appearance of this document is unlawful and offenders may be prosecuted to the fullest extent of the law. Unless otherwise stated the results shown in this test report refer only to the sample(s) tested and such sample(s) are retained for 30 days only.

Attention: To check the authenticity of testing / inspection report & certificate, please contact us at telephone: (86-755) 8307 1443, or email: [CN.Doccheck@sgs.com](mailto:CN.Doccheck@sgs.com)

NO.588 West Jindu Road, Songjiang District, Shanghai, China 201612 t (86-21) 61915666 f (86-21) 61915678 [www.sgs.com.cn](http://www.sgs.com.cn)  
中国·上海·松江区金都西路588号 邮编: 201612 t (86-21) 61915666 f (86-21) 61915678 [sgs.china@sgs.com](mailto:sgs.china@sgs.com)

● Visioscan® VC20plus

No.	D0	D14	D28
01			
08			
43			



Unless otherwise agreed in writing, this document is issued by the Company subject to its General Conditions of Service printed overleaf, available on request or accessible at <https://www.sgs.com/en/Terms-and-Conditions>. Attention is drawn to the limitation of liability, indemnification and jurisdiction issues defined therein. Any holder of this document is advised that information contained hereon reflects the Company's findings at the time of its intervention only and within the limits of Client's instructions, if any. The Company's sole responsibility is to its Client and this document does not exonerate parties to a transaction from exercising all their rights and obligations under the transaction documents. This document cannot be reproduced except in full, without prior written approval of the Company. Any unauthorized alteration, forgery or falsification of the content or appearance of this document is unlawful and offenders may be prosecuted to the fullest extent of the law. Unless otherwise stated the results shown in this test report refer only to the sample(s) tested and such sample(s) are retained for 30 days only.

Attention: To check the authenticity of testing / inspection report & certificate, please contact us at telephone: (86-755) 8307 1443, or email: [CN.Doccheck@sgs.com](mailto:CN.Doccheck@sgs.com)

SGS-CTC (Shanghai) Co., Ltd.  
EEC Safety Lab

NO.588 West Jindu Road, Songjiang District, Shanghai, China 201612 t (86-21) 61915666 f (86-21) 61915678 [www.sgs.com.cn](http://www.sgs.com.cn)  
中国·上海·松江区金都西路588号 邮编: 201612 t (86-21) 61915666 f (86-21) 61915678 [sgs.china@sgs.com](mailto:sgs.china@sgs.com)



● Dermalab® Ultrasound

No.	D0	D14	D28
02			
14			
33			





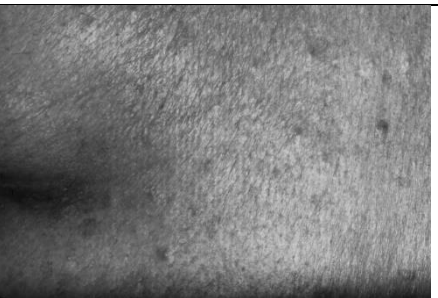
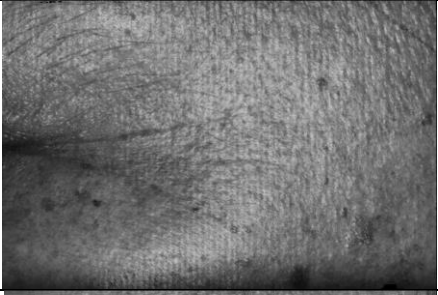
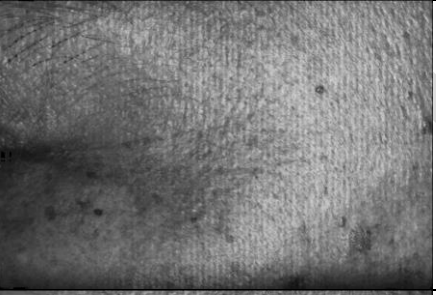
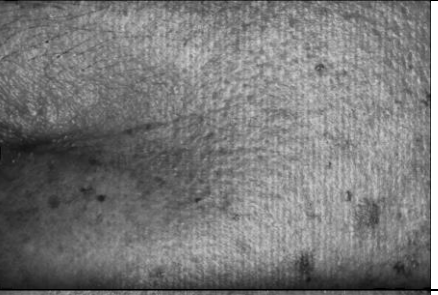
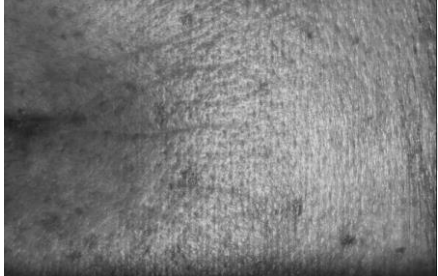

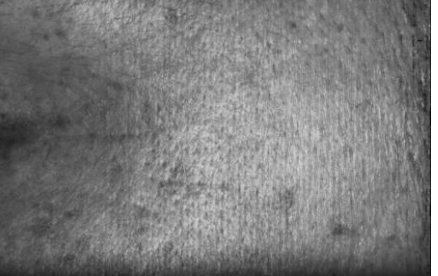
Unless otherwise agreed in writing, this document is issued by the Company subject to its General Conditions of Service printed overleaf, available on request or accessible at <https://www.sgs.com/en/Terms-and-Conditions>. Attention is drawn to the limitation of liability, indemnification and jurisdiction issues defined therein. Any holder of this document is advised that information contained hereon reflects the Company's findings at the time of its intervention only and within the limits of Client's instructions, if any. The Company's sole responsibility is to its Client and this document does not exonerate parties to a transaction from exercising all their rights and obligations under the transaction documents. This document cannot be reproduced except in full, without prior written approval of the Company. Any unauthorized alteration, forgery or falsification of the content or appearance of this document is unlawful and offenders may be prosecuted to the fullest extent of the law. Unless otherwise stated the results shown in this test report refer only to the sample(s) tested and such sample(s) are retained for 30 days only.

Attention: To check the authenticity of testing / inspection report & certificate, please contact us at telephone: (86-755) 8307 1443, or email: [CN.Doccheck@sgs.com](mailto:CN.Doccheck@sgs.com)

NO.588 West Jindu Road, Songjiang District, Shanghai, China 201612 t (86-21) 61915666 f (86-21) 61915678 [www.sgs.com.cn](http://www.sgs.com.cn)  
中国·上海·松江区金都西路588号 邮编: 201612 t (86-21) 61915666 f (86-21) 61915678 [sgs.china@sgs.com](mailto:sgs.china@sgs.com)



● **Primos CR: Original image of crow's feet**

No.	D0	D14	D28
06			
19			
23			



Unless otherwise agreed in writing, this document is issued by the Company subject to its General Conditions of Service printed overleaf, available on request or accessible at <https://www.sgs.com/en/Terms-and-Conditions>. Attention is drawn to the limitation of liability, indemnification and jurisdiction issues defined therein. Any holder of this document is advised that information contained hereon reflects the Company's findings at the time of its intervention only and within the limits of Client's instructions, if any. The Company's sole responsibility is to its Client and this document does not exonerate parties to a transaction from exercising all their rights and obligations under the transaction documents. This document cannot be reproduced except in full, without prior written approval of the Company. Any unauthorized alteration, forgery or falsification of the content or appearance of this document is unlawful and offenders may be prosecuted to the fullest extent of the law. Unless otherwise stated the results shown in this test report refer only to the sample(s) tested and such sample(s) are retained for 30 days only.

Attention: To check the authenticity of testing / inspection report & certificate, please contact us at telephone: (86-755) 8307 1443, or email: [CN.Doccheck@sgs.com](mailto:CN.Doccheck@sgs.com)

NO.588 West Jindu Road, Songjiang District, Shanghai, China 201612 t (86-21) 61915666 f (86-21) 61915678 [www.sgs.com.cn](http://www.sgs.com.cn)  
中国·上海·松江区金都西路588号 邮编: 201612 t (86-21) 61915666 f (86-21) 61915678 [sgs.china@sgs.com](mailto:sgs.china@sgs.com)

● **Primos CR: Original image of eye bags**

No.	D0	D14	D28
08			
11			
17			





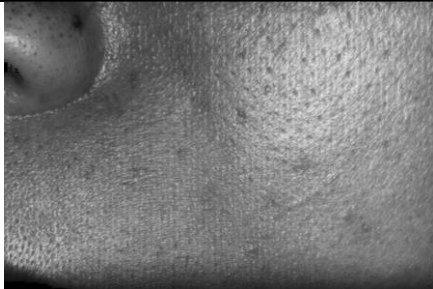

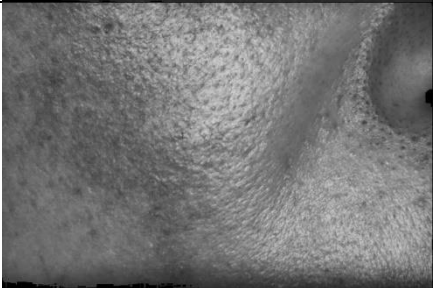
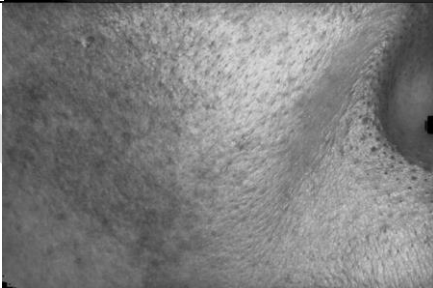
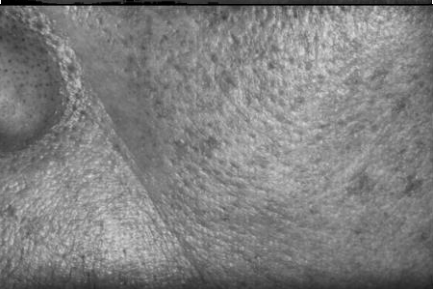
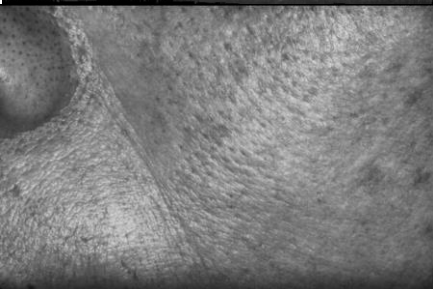
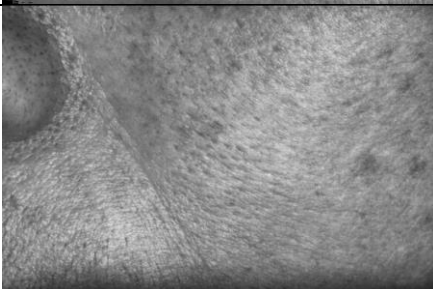
Unless otherwise agreed in writing, this document is issued by the Company subject to its General Conditions of Service printed overleaf, available on request or accessible at <https://www.sgs.com/en/Terms-and-Conditions>. Attention is drawn to the limitation of liability, indemnification and jurisdiction issues defined therein. Any holder of this document is advised that information contained hereon reflects the Company's findings at the time of its intervention only and within the limits of Client's instructions, if any. The Company's sole responsibility is to its Client and this document does not exonerate parties to a transaction from exercising all their rights and obligations under the transaction documents. This document cannot be reproduced except in full, without prior written approval of the Company. Any unauthorized alteration, forgery or falsification of the content or appearance of this document is unlawful and offenders may be prosecuted to the fullest extent of the law. Unless otherwise stated the results shown in this test report refer only to the sample(s) tested and such sample(s) are retained for 30 days only.

**Attention:** To check the authenticity of testing / inspection report & certificate, please contact us at telephone: (86-755) 8307 1443, or email: [CN.Doccheck@sgs.com](mailto:CN.Doccheck@sgs.com)

NO.588 West Jindu Road, Songjiang District, Shanghai, China 201612 t (86-21) 61915666 f (86-21) 61915678 [www.sgs.com.cn](http://www.sgs.com.cn)  
中国·上海·松江区金都西路588号 邮编: 201612 t (86-21) 61915666 f (86-21) 61915678 [sgs.china@sgs.com](mailto:sgs.china@sgs.com)



● Primos CR: Original image of Nasolabial fold

No.	D0	D14	D28
01			
08			
11			

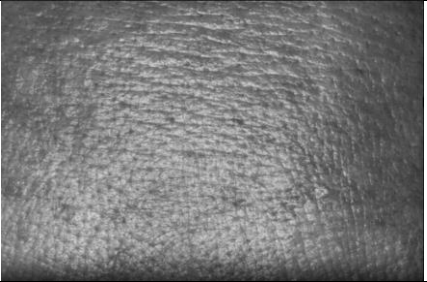
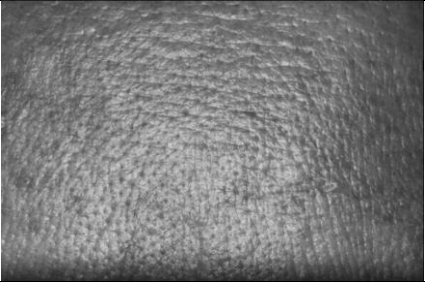









Unless otherwise agreed in writing, this document is issued by the Company subject to its General Conditions of Service printed overleaf, available on request or accessible at <https://www.sgs.com/en/Terms-and-Conditions>. Attention is drawn to the limitation of liability, indemnification and jurisdiction issues defined therein. Any holder of this document is advised that information contained hereon reflects the Company's findings at the time of its intervention only and within the limits of Client's instructions, if any. The Company's sole responsibility is to its Client and this document does not exonerate parties to a transaction from exercising all their rights and obligations under the transaction documents. This document cannot be reproduced except in full, without prior written approval of the Company. Any unauthorized alteration, forgery or falsification of the content or appearance of this document is unlawful and offenders may be prosecuted to the fullest extent of the law. Unless otherwise stated the results shown in this test report refer only to the sample(s) tested and such sample(s) are retained for 30 days only.

Attention: To check the authenticity of testing / inspection report & certificate, please contact us at telephone: (86-755) 8307 1443, or email: [CN.Doccheck@sgs.com](mailto:CN.Doccheck@sgs.com)

NO.588 West Jindu Road, Songjiang District, Shanghai, China 201612 t (86-21) 61915666 f (86-21) 61915678 [www.sgs.com.cn](http://www.sgs.com.cn)  
中国·上海·松江区金都西路588号 邮编: 201612 t (86-21) 61915666 f (86-21) 61915678 [sgs.china@sgs.com](mailto:sgs.china@sgs.com)

● **Primos CR: Original image of forehead**

No.	D0	D14	D28
11			
14			
25			



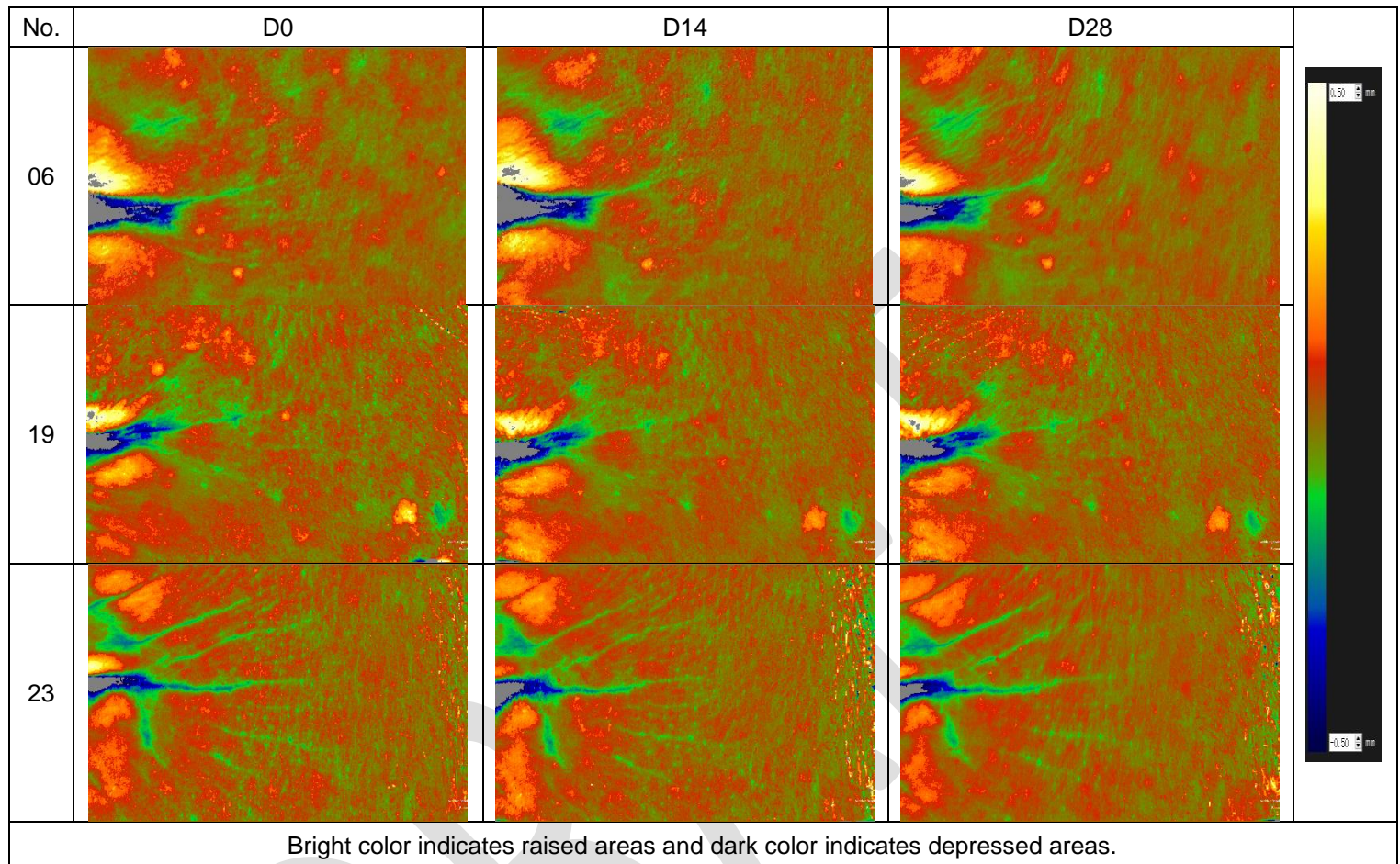
Unless otherwise agreed in writing, this document is issued by the Company subject to its General Conditions of Service printed overleaf, available on request or accessible at <https://www.sgs.com/en/Terms-and-Conditions>. Attention is drawn to the limitation of liability, indemnification and jurisdiction issues defined therein. Any holder of this document is advised that information contained hereon reflects the Company's findings at the time of its intervention only and within the limits of Client's instructions, if any. The Company's sole responsibility is to its Client and this document does not exonerate parties to a transaction from exercising all their rights and obligations under the transaction documents. This document cannot be reproduced except in full, without prior written approval of the Company. Any unauthorized alteration, forgery or falsification of the content or appearance of this document is unlawful and offenders may be prosecuted to the fullest extent of the law. Unless otherwise stated the results shown in this test report refer only to the sample(s) tested and such sample(s) are retained for 30 days only.

Attention: To check the authenticity of testing / inspection report & certificate, please contact us at telephone: (86-755) 8307 1443, or email: [CN.Doccheck@sgs.com](mailto:CN.Doccheck@sgs.com)

NO.588 West Jindu Road, Songjiang District, Shanghai, China 201612 t (86-21) 61915666 f (86-21) 61915678 [www.sgs.com.cn](http://www.sgs.com.cn)  
中国·上海·松江区金都西路588号 邮编: 201612 t (86-21) 61915666 f (86-21) 61915678 [sgs.china@sgs.com](mailto:sgs.china@sgs.com)



● **Primos CR: Analysis image of crow's feet**




Unless otherwise agreed in writing, this document is issued by the Company subject to its General Conditions of Service printed overleaf, available on request or accessible at <https://www.sgs.com/en/Terms-and-Conditions>. Attention is drawn to the limitation of liability, indemnification and jurisdiction issues defined therein. Any holder of this document is advised that information contained hereon reflects the Company's findings at the time of its intervention only and within the limits of Client's instructions, if any. The Company's sole responsibility is to its Client and this document does not exonerate parties to a transaction from exercising all their rights and obligations under the transaction documents. This document cannot be reproduced except in full, without prior written approval of the Company. Any unauthorized alteration, forgery or falsification of the content or appearance of this document is unlawful and offenders may be prosecuted to the fullest extent of the law. Unless otherwise stated the results shown in this test report refer only to the sample(s) tested and such sample(s) are retained for 30 days only.

Attention: To check the authenticity of testing / inspection report & certificate, please contact us at telephone: (86-755) 8307 1443, or email: [CN.Doccheck@sgs.com](mailto:CN.Doccheck@sgs.com)

NO.588 West Jindu Road, Songjiang District, Shanghai, China 201612 t (86-21) 61915666 f (86-21) 61915678 [www.sgs.com](http://www.sgs.com)  
中国·上海·松江区金都西路588号 邮编: 201612 t (86-21) 61915666 f (86-21) 61915678 [sgs.china@sgs.com](mailto:sgs.china@sgs.com)



● **Primos CR: Analysis image of eye bags**



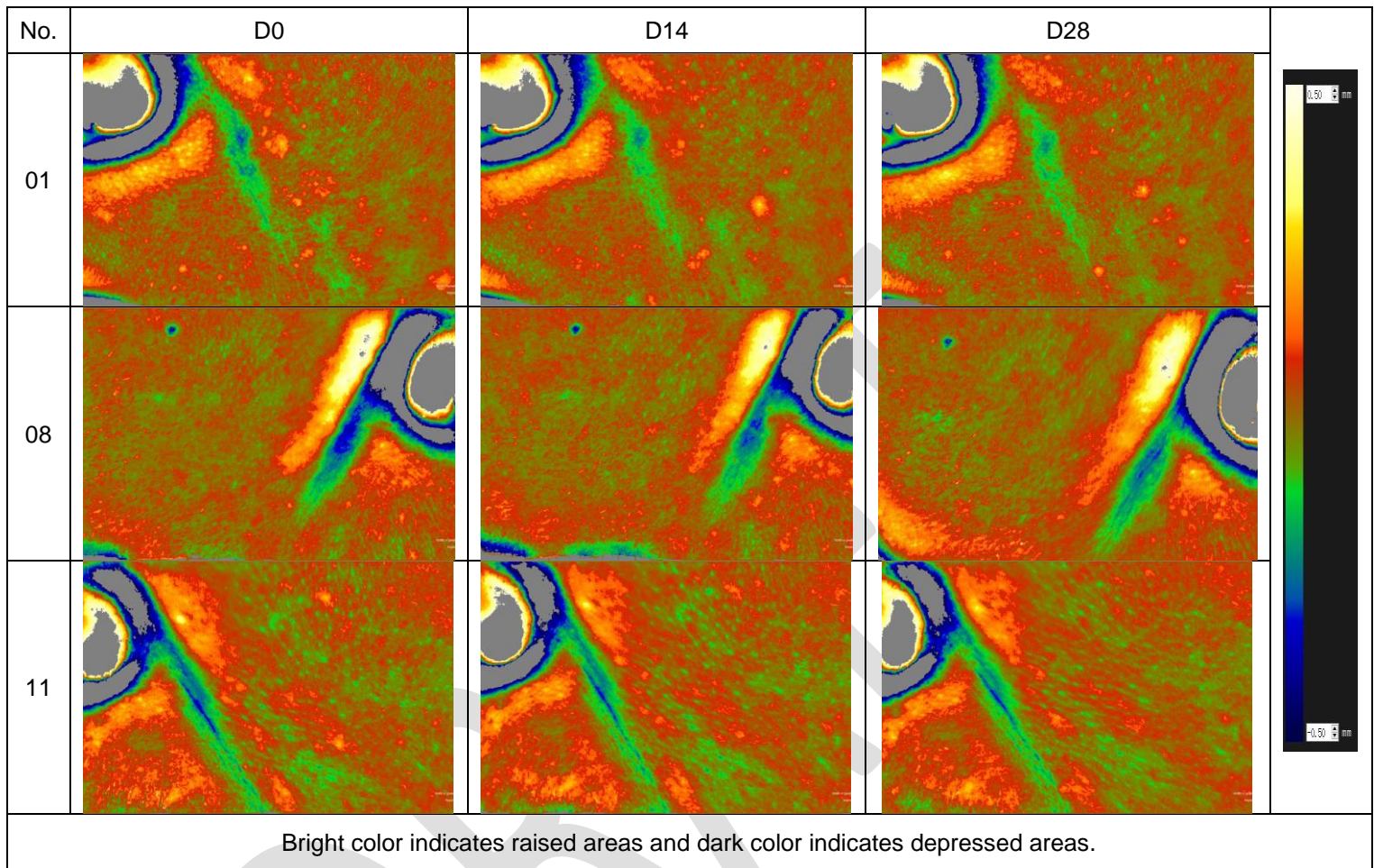
Unless otherwise agreed in writing, this document is issued by the Company subject to its General Conditions of Service printed overleaf, available on request or accessible at <https://www.sgs.com/en/Terms-and-Conditions>. Attention is drawn to the limitation of liability, indemnification and jurisdiction issues defined therein. Any holder of this document is advised that information contained hereon reflects the Company's findings at the time of its intervention only and within the limits of Client's instructions, if any. The Company's sole responsibility is to its Client and this document does not exonerate parties to a transaction from exercising all their rights and obligations under the transaction documents. This document cannot be reproduced except in full, without prior written approval of the Company. Any unauthorized alteration, forgery or falsification of the content or appearance of this document is unlawful and offenders may be prosecuted to the fullest extent of the law. Unless otherwise stated the results shown in this test report refer only to the sample(s) tested and such sample(s) are retained for 30 days only.

Attention: To check the authenticity of testing / inspection report & certificate, please contact us at telephone: (86-755) 8307 1443, or email: [CN.Doccheck@sgs.com](mailto:CN.Doccheck@sgs.com)

NO.588 West Jindu Road, Songjiang District, Shanghai, China 201612 t (86-21) 61915666 f (86-21) 61915678 www.sgs.com.cn  
 中国·上海·松江区金都西路588号 邮编: 201612 t (86-21) 61915666 f (86-21) 61915678 sgs.china@sgs.com



● **Primos CR: Analysis image of Nasolabial fold**



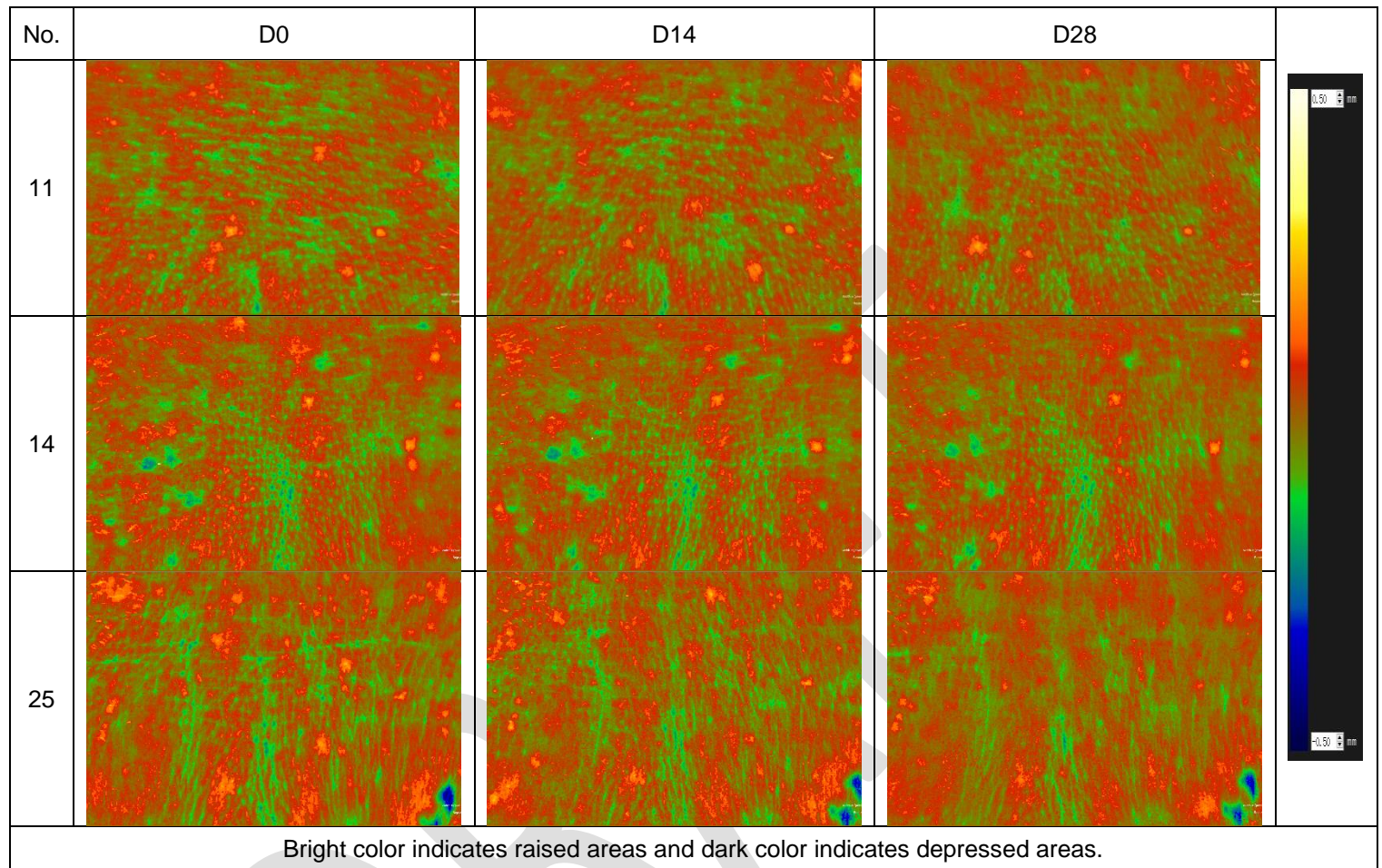
Unless otherwise agreed in writing, this document is issued by the Company subject to its General Conditions of Service printed overleaf, available on request or accessible at <https://www.sgs.com/en/Terms-and-Conditions>. Attention is drawn to the limitation of liability, indemnification and jurisdiction issues defined therein. Any holder of this document is advised that information contained hereon reflects the Company's findings at the time of its intervention only and within the limits of Client's instructions, if any. The Company's sole responsibility is to its Client and this document does not exonerate parties to a transaction from exercising all their rights and obligations under the transaction documents. This document cannot be reproduced except in full, without prior written approval of the Company. Any unauthorized alteration, forgery or falsification of the content or appearance of this document is unlawful and offenders may be prosecuted to the fullest extent of the law. Unless otherwise stated the results shown in this test report refer only to the sample(s) tested and such sample(s) are retained for 30 days only.

Attention: To check the authenticity of testing / inspection report & certificate, please contact us at telephone: (86-755) 8307 1443, or email: [CN.Doccheck@sgs.com](mailto:CN.Doccheck@sgs.com)

NO.588 West Jindu Road, Songjiang District, Shanghai, China 201612 t (86-21) 61915666 f (86-21) 61915678 [www.sgsgroup.com.cn](http://www.sgsgroup.com.cn)  
中国·上海·松江区金都西路588号 邮编: 201612 t (86-21) 61915666 f (86-21) 61915678 [sgs.china@sgs.com](mailto:sgs.china@sgs.com)



● **Primos CR: Analysis image of forehead**

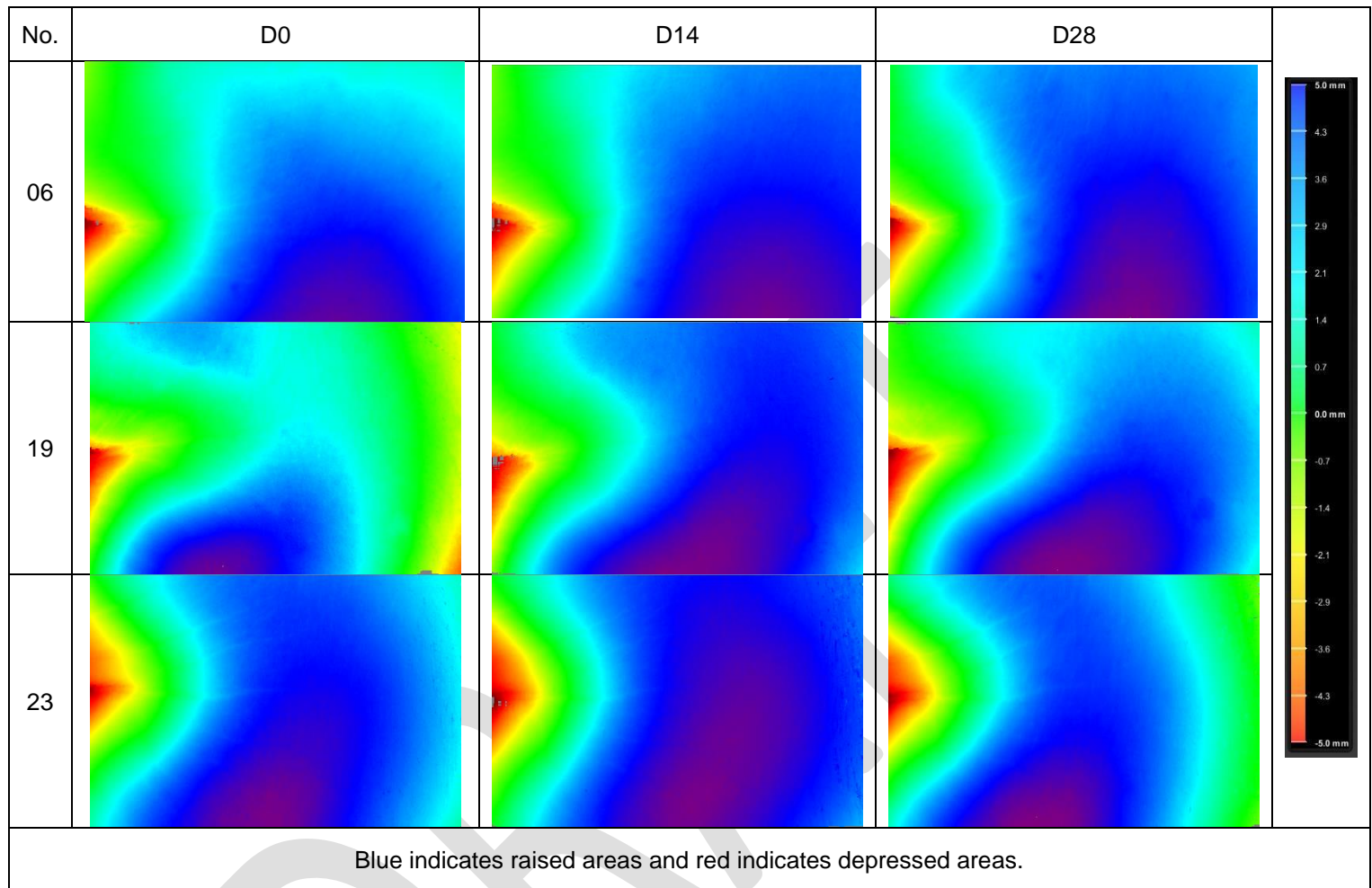


Unless otherwise agreed in writing, this document is issued by the Company subject to its General Conditions of Service printed overleaf, available on request or accessible at <https://www.sgs.com/en/Terms-and-Conditions>. Attention is drawn to the limitation of liability, indemnification and jurisdiction issues defined therein. Any holder of this document is advised that information contained hereon reflects the Company's findings at the time of its intervention only and within the limits of Client's instructions, if any. The Company's sole responsibility is to its Client and this document does not exonerate parties to a transaction from exercising all their rights and obligations under the transaction documents. This document cannot be reproduced except in full, without prior written approval of the Company. Any unauthorized alteration, forgery or falsification of the content or appearance of this document is unlawful and offenders may be prosecuted to the fullest extent of the law. Unless otherwise stated the results shown in this test report refer only to the sample(s) tested and such sample(s) are retained for 30 days only.

Attention: To check the authenticity of testing / inspection report & certificate, please contact us at telephone: (86-755) 8307 1443, or email: [CN.Doccheck@sgs.com](mailto:CN.Doccheck@sgs.com)

NO.588 West Jindu Road, Songjiang District, Shanghai, China 201612 t (86-21) 61915666 f (86-21) 61915678 [www.sgs.com](http://www.sgs.com)  
 中国·上海·松江区金都西路588号 邮编: 201612 t (86-21) 61915666 f (86-21) 61915678 [sgs.china@sgs.com](mailto:sgs.china@sgs.com)

● **Primos CR: Color image of crow's feet**



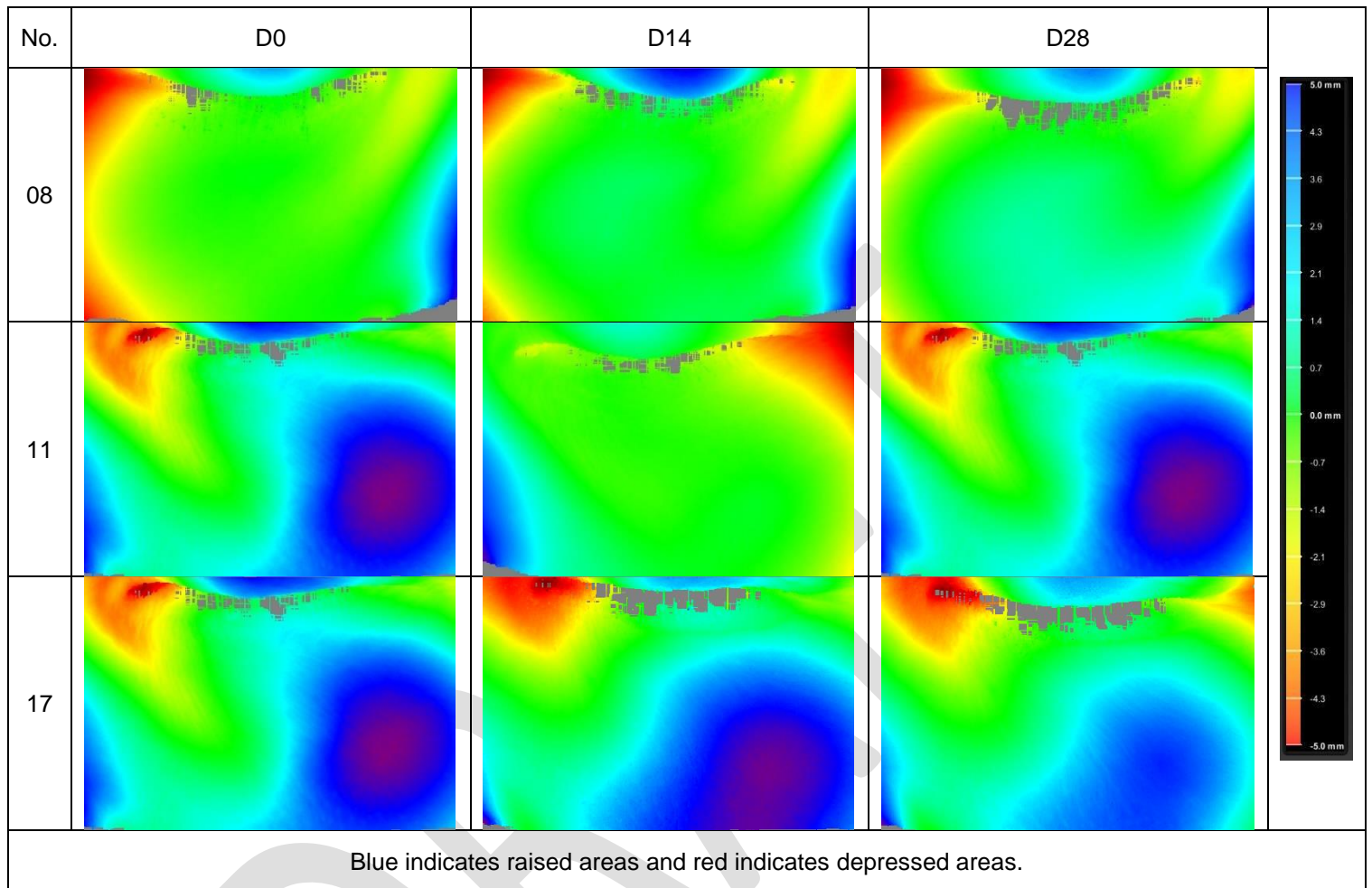
Unless otherwise agreed in writing, this document is issued by the Company subject to its General Conditions of Service printed overleaf, available on request or accessible at <https://www.sgs.com/en/Terms-and-Conditions>. Attention is drawn to the limitation of liability, indemnification and jurisdiction issues defined therein. Any holder of this document is advised that information contained hereon reflects the Company's findings at the time of its intervention only and within the limits of Client's instructions, if any. The Company's sole responsibility is to its Client and this document does not exonerate parties to a transaction from exercising all their rights and obligations under the transaction documents. This document cannot be reproduced except in full, without prior written approval of the Company. Any unauthorized alteration, forgery or falsification of the content or appearance of this document is unlawful and offenders may be prosecuted to the fullest extent of the law. Unless otherwise stated the results shown in this test report refer only to the sample(s) tested and such sample(s) are retained for 30 days only.

Attention: To check the authenticity of testing / inspection report & certificate, please contact us at telephone: (86-755) 8307 1443, or email: [CN.Doccheck@sgs.com](mailto:CN.Doccheck@sgs.com)

NO.588 West Jindu Road, Songjiang District, Shanghai, China 201612 t (86-21) 61915666 f (86-21) 61915678 [www.sgsgroup.com.cn](http://www.sgsgroup.com.cn)  
中国·上海·松江区金都西路588号 邮编: 201612 t (86-21) 61915666 f (86-21) 61915678 [sgs.china@sgs.com](mailto:sgs.china@sgs.com)



● **Primos CR: Color image of eye bags**

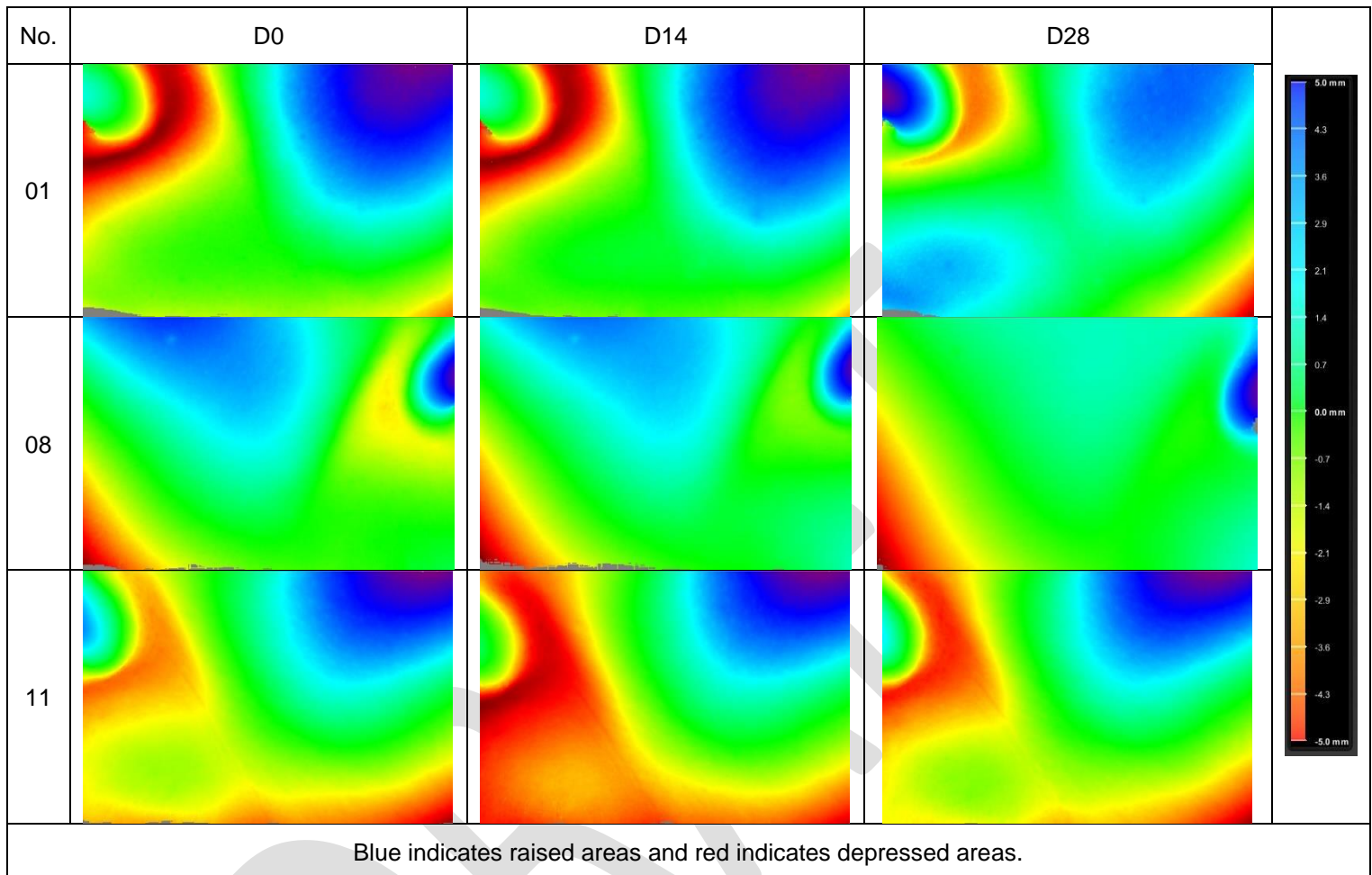


Unless otherwise agreed in writing, this document is issued by the Company subject to its General Conditions of Service printed overleaf, available on request or accessible at <https://www.sgs.com/en/Terms-and-Conditions>. Attention is drawn to the limitation of liability, indemnification and jurisdiction issues defined therein. Any holder of this document is advised that information contained hereon reflects the Company's findings at the time of its intervention only and within the limits of Client's instructions, if any. The Company's sole responsibility is to its Client and this document does not exonerate parties to a transaction from exercising all their rights and obligations under the transaction documents. This document cannot be reproduced except in full, without prior written approval of the Company. Any unauthorized alteration, forgery or falsification of the content or appearance of this document is unlawful and offenders may be prosecuted to the fullest extent of the law. Unless otherwise stated the results shown in this test report refer only to the sample(s) tested and such sample(s) are retained for 30 days only.

Attention: To check the authenticity of testing / inspection report & certificate, please contact us at telephone: (86-755) 8307 1443, or email: [CN.Doccheck@sgs.com](mailto:CN.Doccheck@sgs.com)

NO.588 West Jindu Road, Songjiang District, Shanghai, China 201612 t (86-21) 61915666 f (86-21) 61915678 www.sgsgroup.com.cn  
中国·上海·松江区金都西路588号 邮编: 201612 t (86-21) 61915666 f (86-21) 61915678 sgs.china@sgs.com

● **Primos CR: Color image of Nasolabial fold**



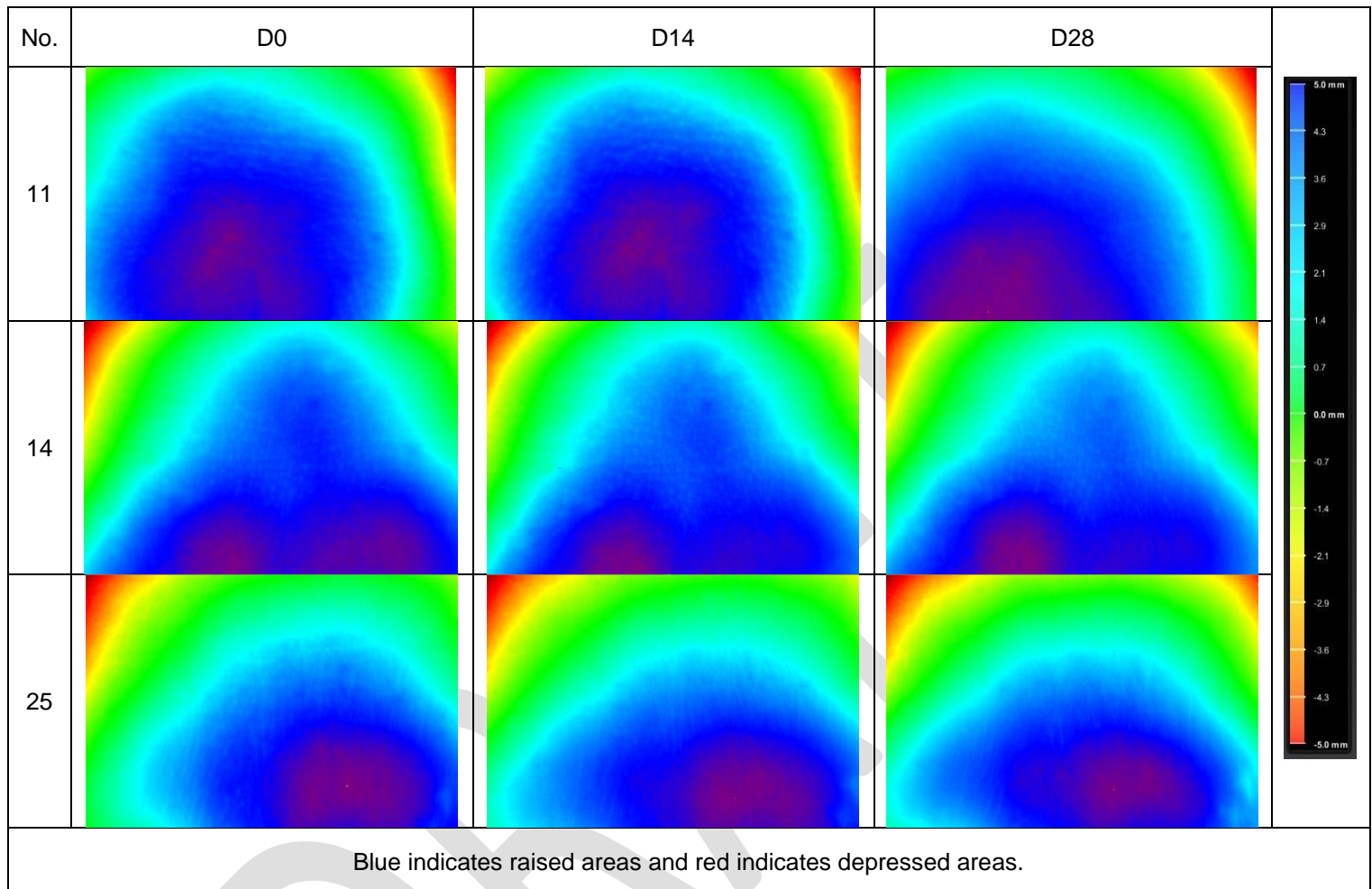
Unless otherwise agreed in writing, this document is issued by the Company subject to its General Conditions of Service printed overleaf, available on request or accessible at <https://www.sgs.com/en/Terms-and-Conditions>. Attention is drawn to the limitation of liability, indemnification and jurisdiction issues defined therein. Any holder of this document is advised that information contained hereon reflects the Company's findings at the time of its intervention only and within the limits of Client's instructions, if any. The Company's sole responsibility is to its Client and this document does not exonerate parties to a transaction from exercising all their rights and obligations under the transaction documents. This document cannot be reproduced except in full, without prior written approval of the Company. Any unauthorized alteration, forgery or falsification of the content or appearance of this document is unlawful and offenders may be prosecuted to the fullest extent of the law. Unless otherwise stated the results shown in this test report refer only to the sample(s) tested and such sample(s) are retained for 30 days only.

Attention: To check the authenticity of testing / inspection report & certificate, please contact us at telephone: (86-755) 8307 1443, or email: [CN.Doccheck@sgs.com](mailto:CN.Doccheck@sgs.com)

NO.588 West Jindu Road, Songjiang District, Shanghai, China 201612 t (86-21) 61915666 f (86-21) 61915678 [www.sgs.com](http://www.sgs.com)  
中国·上海·松江区金都西路588号 邮编: 201612 t (86-21) 61915666 f (86-21) 61915678 [sgs.china@sgs.com](mailto:sgs.china@sgs.com)



● Primos CR: Color image of forehead



SGS is not a clinical testing institution for medical devices and does not have the qualification to carry out clinical testing of medical devices in China. Considering the update of laws and regulations, such products may be classified as medical devices in China. SGS is not responsible for distinguishing such information. The applicant shall pay close attention to and identify whether such products are classified as medical devices in China. If the product is considered as medical devices, the applicant shall perform relevant obligations in accordance with the requirements of the Regulations on the Supervision and Administration of Medical Devices, and entrust a qualified medical device clinical testing institution to conduct testing. This evaluation report is only used for the purposes of customer scientific research, teaching, internal quality control, product research and development, etc. and just for client internal reference, and has no function of proof to the society.

\*\*\* End of Report\*\*\*



Unless otherwise agreed in writing, this document is issued by the Company subject to its General Conditions of Service printed overleaf, available on request or accessible at <https://www.sgs.com/en/Terms-and-Conditions>. Attention is drawn to the limitation of liability, indemnification and jurisdiction issues defined therein. Any holder of this document is advised that information contained hereon reflects the Company's findings at the time of its intervention only and within the limits of Client's instructions, if any. The Company's sole responsibility is to its Client and this document does not exonerate parties to a transaction from exercising all their rights and obligations under the transaction documents. This document cannot be reproduced except in full, without prior written approval of the Company. Any unauthorized alteration, forgery or falsification of the content or appearance of this document is unlawful and offenders may be prosecuted to the fullest extent of the law. Unless otherwise stated the results shown in this test report refer only to the sample(s) tested and such sample(s) are retained for 30 days only.

Attention: To check the authenticity of testing / inspection report & certificate, please contact us at telephone: (86-755) 8307 1443, or email: [CN.Doccheck@sgs.com](mailto:CN.Doccheck@sgs.com)

NO.588 West Jindu Road, Songjiang District, Shanghai, China 201612 t (86-21) 61915666 f (86-21) 61915678 [www.sgsgroup.com.cn](http://www.sgsgroup.com.cn)  
 中国·上海·松江区金都西路588号 邮编: 201612 t (86-21) 61915666 f (86-21) 61915678 [sgs.china@sgs.com](mailto:sgs.china@sgs.com)